

Macoupin County Public Health Department Illinois Project for Local Assessment of Needs

2024-2029

Conducted, compiled, and prepared by:

Christy Blank, RN, BSN, CEO/Administrator
Becky Hatlee, BA, Chief Operating Officer
Lori Sanson, AA, Chief Financial Officer
Gary Ross, RN, BSN, Compliance Officer/Risk Manager
Samantha Thomas, FNP-BC, Clinical Director
Traci Whitlock, RN, Assistant Clinical Director
Elyse Schoen, BA, Recovery Program Manager
Lindsay Minor, Recovery Care Coordinator
Lilly Booth, BS, Domestic Violence Advocate/CHW
Juliet Wooldridge, BA, Domestic Violence Advocate/CHW
Luke Hatlee, Community Health Worker
Levi Hatlee, Community Health Worker

*Submitted to the Illinois Department of Public Health
~ January 2025 ~*

Macoupin County



Public Health Department

Table of Contents

I. IPLAN, County Background, and Department Specifics

Purpose.....	Page 2
Organizational Capacity Assessment.....	Page 2
Current and Past IPLAN Priorities.....	Page 3
County Description.....	Page 4
Department Description.....	Page 7

II. Community Health Needs Assessment

Statement of Purpose.....	Page 11
Community Participation Process.....	Page 11
Prioritization of Community Health Problem.....	Page 13
Community Health Committee.....	Page 13

III. Community Health Plan

Statement of Purpose.....	Page 14
Health Priority #1: Mental Health.....	Page 15
Health Priority #2: Substance Use.....	Page 22
Health Priority #3: Child Abuse and Neglect.....	Page 30

IV. Appendices

A. Macoupin County Public Health Department Organizational Chart.....	Page 34
B. Community Health Needs Assessment.....	Page 35
C. Community Health Committee Presentation.....	Page 101
D. Organizational Capacity Attestation.....	Page 143
E. Board of Health Adoption of Community Health Plan.....	Page 144
F. IPLAN Data References.....	Page 145

Purpose

The Illinois Project for Local Assessment of Needs (IPLAN) is a community health assessment and planning tool based on the National Association of County and City Health Officials Protocol for Excellence in Public Health (APEX-PH) model. The Illinois Department of Public Health (IDPH) adopted the IPLAN as their tool for certifying local health departments under the Illinois Administrative Code Section 600.400. The IPLAN is based on the core functions of public health programming and must be conducted every five years by all local health departments.

Successful completion of the IPLAN process involves the work of a few groups: the local health department team of experts, the residents in the county the IPLAN is being written for, and the IPLAN Community Health Committee.

The essential elements of IPLAN are:

1. an organizational capacity assessment;
2. a community health needs assessment; and
3. a community health plan, focusing on a minimum of three priority health problems.

The purpose of the Organizational Capacity Assessment is to review and assess the internal status of the local health department. While the result of this assessment leads to finding the current needs of the health department, it also helps to spotlight the strengths of the department. The results of the Organizational Capacity Assessment provide direction for the department regarding improvement of organizational capacity. This Organizational Capacity Assessment was reviewed and approved by the Macoupin County Board of Health. The attestation of approval is included as Appendix D.

Members of the Macoupin County Board of Health include:

Dr. Michael LeVora, D.M.D.	Carlinville	President
Dr. Thomas Hatley, M.D.	Chesterfield	Vice-President
Lauren Ray, P.A.	Carlinville	Secretary
Dr. Therese Polo, M.D.	Gillespie	Board Member
Attorney Sean Rees, J.D.	Carlinville	Board Member
Thomas “Mike” Barnard	Girard	Board Member
Leann Barr, R.N., M.S.N.	Carlinville	Board Member (<i>Liaison to County Board</i>)
Ashley Simons, DNP	Farmersville	Board Member
Chas Swearingen, M.A.	Carlinville	Board Member
Holly Boston	Carlinville	Board Member

The purpose of the Community Health Needs Assessment is to bring residents together to one common platform where they can provide their thoughts and opinions about the community’s strengths, weaknesses, and areas for improvement. The Community Health Needs Assessment is incredibly important as it identifies what the residents of the county view as the top health priorities in the communities where they live.

Information gathered from the Organizational Capacity Assessment and the Community Health Needs Assessment is reviewed and brought together in one space with the creation of the Community Health Plan. This plan is a five-year strategy which is used to specifically address the community health needs that were identified in the assessment and lays out how the local health department will address the issues over the five-year period. The end result of this project is a community health plan that has been created and is fully supported by the local health department, the Macoupin County Board of Health, the Community Health Committee, and the residents of Macoupin County.

Historically, starting with the first Macoupin County Public Health Department (MCPHD) IPLAN in 1994, the Community Health Needs Assessment was conducted by a group of 20-30 individuals with county-wide representation. Committee members were chosen because of their leadership positions, backgrounds, education levels, and interest in Macoupin County. Not only did this committee complete surveys which were used to determine what community problems were of the greatest immediate concern, but they also created the needs assessment strategy for dealing with the identified problems, including improving community services and programs. For the 2024-2029 Community Health Needs Assessment, MCPHD's internal administrative team made the decision to modify the method of collecting community input regarding the issues in the county that were of the greatest concern by asking for input from all Macoupin County residents and then utilizing a committee to narrow down the needs, the risk factors, and the contributing factors which lead them to their determination of needs.

Current and Past Macoupin County Health Department IPLAN Priorities

2024-2029 Health Priorities:

1. Mental Health
2. Substance Use
3. Child Abuse and Neglect

2019-2024 Health Priorities:

1. Substance Abuse
2. Mental Health
3. Cardiovascular Disease

2014-2019 Health Priorities:

1. Colorectal Cancer
2. Mental Health
3. Obesity

2009-2014 Health Priorities:

1. Chronic Health Management for the elderly population
2. Risky teen behavior specific to alcohol/drug use, tobacco use, & sexual behavior
3. Diabetes

2004-2009 Health Priorities:

1. Methamphetamine Production & Use
2. Obesity
3. Coronary Heart Disease
4. Lung Cancer
5. Colon Cancer

1999-2004 Health Priorities:

1. Domestic Violence
2. Cancer – Breast, Cervical, Prostate, and Colorectal
3. Heart Disease and Strokes
4. Deaths and hospitalizations due to Depression, Alzheimer's Disease, Panic/Anxiety Disorders, Suicide, and Alcohol and Drug Use

1994-1999 Health Priorities:

1. Unintentional Injuries
2. Coronary Heart Disease
3. Lung Cancer
4. Breast and Cervical Cancer

Background**County Description**

Originally inhabited by the Illiniwek Indians, Macoupin County is located in west-central Illinois and was established on January 17, 1829. The county was formed out of Greene and Madison counties and was named after the Macoupin Creek, which is a 99.7-mile-long tributary of the Illinois River. According to the 2020 United States Census, Macoupin County has a total population of 44,967, which is a 5.88% decrease from 47,765 in 2010. The ancestry of Macoupin County varies, much like the counties surrounding the area, but according to the census, the majority of the residents refer to their ancestry as German, Irish, English, and Italian.

Macoupin County has a total area of 868 square miles (36 miles from north to south and 24 miles from east to west), of which 863 square miles is land and 4.7 square miles is water. Agriculture remains a mainstay of the economic footprint in Macoupin County, which consists of corn, soybean, and wheat farming.

The county seat is located in the centrally located city of Carlinville and was named after the sixth governor of Illinois, Thomas Carlin. Carlinville is home to the famous “Million Dollar Courthouse” which boasts a magnificent exterior made of limestone and an interior (including doors, windows and trim, staircases and banisters) made of cast iron. At the time it opened in 1870, the Million Dollar Courthouse was said to be “... the only fireproof building in the country.”

Macoupin County is also home to Beaver Dam State Park and Blackburn College. Beaver Dam State Park is located seven miles southwest of Carlinville and situated in a heavily timbered area rich in oak and hickory trees. Situated on 750 acres, Beaver Dam offers a variety of recreational activities including fishing, picnicking, hiking and tent and trailer camping. Blackburn College was originally founded as Blackburn Theological Seminary in 1837 by Presbyterian minister, Gideon Blackburn. Today, it offers its students a four-year rigorous liberal arts academic program and is the only student-led college employment program in the United States.

Adjacent counties include Sangamon to the northeast, Montgomery to the east, Madison to the south, Greene to the west, Jersey to the west, and Morgan to the Northwest. There are eight major highways which cut across Macoupin County in all directions, including Interstate 55 and Illinois routes 4, 16, 138, 108, 111, 159, and 267. The county is divided into the following cities, towns, villages, and unincorporated communities:

CITIES:	VILLAGES:	UNINCORPORATED COMMUNITIES:
Benld Bunker Hill Carlinville Gillespie Girard Mount Olive Staunton Virden	Brighton Chesterfield Dorchester Eagarville East Gillespie Hettick Lake Ka-Ho Medora Modesto Mount Clare Palmyra Royal Lakes	Mount Clare Palmyra Royal Lakes Sawyerville Scottville Standard City White City Wilsonville
TOWNS:		
Nilwood Shipman		Anderson Atwater Barr Hagaman McVey Piasa Plainview Reader Womac Woodburn

There are eight school districts in Macoupin County, which all include students age Pre-K through 12th grade. Carlinville CUSD #1 has four locations, all within the city limits, a total student enrollment of 1,307 (the highest in Macoupin County), and a graduation rate of 85%. Carlinville Primary School houses students PK-2nd grade, Carlinville Intermediate School houses students in 3rd-5th grade, and Carlinville High School houses students in 9th-12th grade. According to illinoisreportcard.com, all of these locations hold an Annual Summative Designation of ‘Commendable.’ Carlinville Middle School, which houses students in 6th-8th grade has an ‘Exemplary’ designation. The district’s average spending per student is \$12,000.

Northwestern CUSD #2 has three locations, a total student enrollment of 311 and a graduation rate of 79%. Northwestern Elementary School houses students in grades PK-6th; Northwestern Junior High School houses students in grades 7th-8th; and Northwestern High School houses students in grades 9th-12th. All three schools earned the designation of ‘Commendable.’ The average spending per student for CUSD#2 is \$19,000.

North Mac CUSD #34 has four locations, a total student enrollment of 1,164, and a graduation rate of 86%. North Mac Elementary houses students in grades PK-2nd; North Mac Intermediate houses students in grades 3rd-5th; North Mac Middle School houses students in grades 6th-8th; and

North Mac High School houses students in grades 9th-12th. All CUSD #34 schools earned a ‘Commendable’ designation. The district’s average spending per student is \$16,000.

Mt. Olive CUSD #5 has two locations, a total student enrollment of 486, and the highest graduation rate in all of Macoupin County at 100%. Mt. Olive Elementary School houses students in grades PK-8th; and Mt. Olive High School houses students in grades 9th-12th. Mt. Olive Elementary School earned a ‘Comprehensive’ designation. The district’s average spending per student is \$14,000.

Staunton CUSD#6 has three locations, a total enrollment of 1,187 students, and a graduation rate of 87%. Staunton Elementary School houses students in grades PK-5th; Staunton Jr. High School houses students in grades 6th-8th; and Staunton High School houses students in grades 9th-12th. All CUSD#6 schools earned the designation of ‘Commendable.’ The district’s average spending per student is \$11,000.

Gillespie CUSD #7 has three locations, a total enrollment of 1,139 students, and a graduation rate of 84%. Ben-Gil Elementary School houses students in PK-5th grade; Gillespie Middle School houses students in 6th-8th grade; and Gillespie High School houses students in 9th-12th grade. All CUSD#7 schools earned the designation of ‘Commendable.’ The district’s average spending per student is \$14,000.

Bunker Hill CUSD #8 has two locations, both within the city limit, a total student enrollment of 568, and a graduation rate of 85%. Wolf Ridge Education Center houses students in PK-8th grade and Bunker Hill High School houses students in 9th-12th grade. Both schools earned a ‘Commendable’ designation. The district’s average spending per student is \$13,000.

Southwestern CUSD #9 has five locations, a total enrollment of 1,199 students, and a graduation rate of 89%. Brighton North Primary School houses students in PK-2nd grade; Shipman Elementary School houses students in 3rd-4th grade; Medora Intermediate School houses students in 5th-6th grade; Southwestern Middle School houses students in 7th-8th grade; and Southwestern High School houses students in 9th-12th grade. All CUSD#9 schools earned the designation of ‘Commendable.’ The district’s average spending per student is \$12,000 (Illinois Report Card, 2024).

Demographics

According to the 2020 Decennial U.S. Census (n.d.), Macoupin County had a total population of 44,967 residents. Of the 44,967 residents, 42,082 residents identified as being “white alone” (93.6%). Black or African American residents (0.82%), American Indian and Alaska Native residents (0.27%), Asian residents (0.4%) and residents of “some other race” (0.3%) completed the population of one race. Residents of two or more races accounted for 4.63% of the population (US Census Bureau, n.d.).

Macoupin County had an estimated 22,332 males (49.73%) and 22,575 females (50.27%) according to data from the U.S. Census Bureau (n.d.). The estimated median age of the population was 44.0 (US Census Bureau, n.d.). This estimated population was broken down by age group, which included:

- 0 – 19 years old: 10,401 persons (23.16%)
- 20 – 24 years old: 2,454 persons (5.46%)
- 25 – 34 years old: 4,857 persons (10.82%)
- 35 – 49 years old: 8,077 persons (17.99%)
- 50 – 64 years old: 9,830 persons (21.89%)
- 65+ years old: 9,288 persons (20.68%)

English is the prominent language spoken by residents in Macoupin County. An estimated 98.5% of residents spoke only English at home, while 0.8% of residents spoke Spanish, 0.3% spoke other Indo-European languages, and 0.4% spoke Asian and Pacific Islander languages (US Census Bureau, n.d.). An estimated 1.0% of Macoupin County residents are foreign-born, compared to 15% of the total Illinois population (US Census Bureau, n.d.).

Macoupin County has an estimated median household income of \$64,706 (US Census Bureau, n.d.). This is lower than the median household income for the state, which is estimated to be \$80,306 (US Census Bureau, n.d.). The median non-family income was estimated at \$38,351 (US Census Bureau, n.d.). The residents under 18 years old appear to be the most impacted by poverty, with an estimated 19.4% of this age group living in poverty. The total population of Macoupin County has a 12.1% poverty rate, which is higher than the state average of 11.6% (US Census Bureau, n.d.).

The estimated population with higher education is significantly lower in Macoupin County compared to the state of Illinois. 19.3% of residents were estimated to have bachelor's degree or higher in Macoupin County, which is compared to estimated 38.3% for the state (US Census Bureau, n.d.). Macoupin County is estimated to have 5.9% of their residents with a graduate or professional degree, and 10.5% are estimated to have obtained an associate's degree (US Census Bureau, n.d.). Employment rates in Macoupin County are estimated to be 54.9% (US Census Bureau, n.d.).

Health Promotion

Below is Macoupin County Public Health Department's mission statement. This statement helps direct all public health endeavors:

The Macoupin County Public Health Department believes that good health is a valuable right of all individuals, groups and the community. We are dedicated to serve and work with the people in the community to prevent disease, to promote wellness and to protect the health of the residents of Macoupin County. The Macoupin County Public Health Department will carry out this mission through:

- *Assessment and analysis of health conditions*
- *Development of local health policies*

- *Prevention and control of disease through health promotion, early intervention and health protection*
- *Where applicable, enforcement of state laws and local ordinances pertaining to health*
- *Assurance of access to personal health care services*
- *Minimizing the adverse impact of diseases and disabilities*
- *Conducting programs in accordance with the Illinois Department of Public Health certification standards for local health departments*
- *Coordination and planning with other entities for a comprehensive community health system for Macoupin County*

One of the elements of this mission statement is health promotion, which is a core principle of public health. Macoupin County Public Health Department strives to be present in the communities and provide education on many community health issues. Macoupin County Public Health Department employs a Health Educator who goes into the community, community school districts, and the local college to provide an array of education focused on the largest health issues. The Health Educator works with all eight community school districts in Macoupin County to determine what Social Emotional Learning (SEL) programs they currently have in place, and how evidence-based approaches can be implemented or improved upon. She is currently trained in and utilizing the Botvin LifeSkills program. Starting in February of 2023, our Health Educator has provided 48 evidence-based substance use prevention and social emotional learning education sessions at Macoupin County schools exclusively using the Botvin LifeSkills approach. The average number of attendees at each session was 18.29 for a total of 848 students reached. Over the course of each school year, our Health Educator provides health education on a plethora of topics including tobacco and vaping, substance abuse, exercise, stress, nutrition, STDs, puberty, friendships, internet safety, Erin's Law, coping and resiliency, bullying, suicide and depression, anxiety, etc. Over the course of the 2022/2023 school year, our Health Educator programming resulted in a total of 5,607 student encounters. Over the course of the 2023/2024 school year, the number of programs our Health Educator provided to students increased significantly and resulted in a total of 8,067 student encounters. Our Health Educator also provides wellness day camps at 2 local libraries over the summer months when school is not in session. Our Health Educator and Community Health Workers also implement health promotion by expanding immunization clinics, screening and prevention, hosting blood drives, assessing blood pressure, and teaching CPR classes.

Services

Macoupin County Public Health Department (MCPHD) provides a vast array of services to the residents. MCPHD has five clinical sites that are designated as Federally Qualified Health Centers (FQHCs) by the Human Resources and Services Administration (HRSA). These entities are spread throughout the local area. There are two clinics in Litchfield, IL (St. Francis Way Clinic and Columbian Boulevard Dental Clinic), two clinics in Carlinville, IL (Morgan Street Clinic and Oakland Avenue Clinic), and one clinic in Gillespie, IL (Maple Street Clinic). FQHCs receive federal funding to ensure that everyone, regardless of ability to pay, has access to comprehensive health care. All patients are served, regardless of lack of insurance or insurance type.

Within these FQHCs, multiple high-quality health services are provided which include comprehensive medical, dental, mental health, and recovery services. Maple Street Clinic and Morgan Street Clinic offer preventative and medical services for all patients across the lifespan. Adolescent patients can receive sports and school physicals, immunizations, well-child check-ups, minor illness or injury care, STI screening and treatment, as well as routine primary care. These resources are also provided due to Maple Street Clinic and Morgan Street Clinic being School-Linked Health Center sites. This program allows for close collaboration between the entity and the Macoupin County school districts to decrease school absenteeism due to illness, and to ensure students stay healthy. Adult patients can receive necessary primary healthcare at both locations, which includes routine check-ups, minor illness and injury treatment, chronic disease management, nutritional counseling, and much more.

Dental services are provided at the Maple Street Clinic, Morgan Street Clinic, and Columbian Boulevard Dental Clinic. Both preventative and basic dental services are provided for patients over the age of one. These services include exams, cleanings, imaging, fillings, extractions, dentures, and more. School-Linked Health Center deeming applies to dental services, as well, contributing to a more efficient and thorough dental treatment regimen for children in Macoupin County school districts.

Oakland Avenue Clinic, Maple Street Clinic, and St. Francis Way Clinic house behavioral health services for patients, where there are psychiatric mental health nurse practitioners and licensed counselors available to assist patients in navigating their behavioral health issues. This team provides mental health evaluations, case management, medication management, and counseling for a variety of concerns a patient may have. Both family and individual counseling is available.

St. Francis Way Clinic is the main entity established for substance use treatment and recovery services. This clinic provides essential services, such as outpatient treatment programs, to our community members who live with substance use disorders and mental health issues. St. Francis Way Clinic provides recovery services through medically assisted recovery, medical stabilization services, individual treatment plans, case management, individual and group psychotherapy, and psycho-education group sessions. These recovery treatments are performed using scientific, medically assisted, and clinically proven approaches.

Outside of the FQHC services, Macoupin County Public Health Department also serves many functions through public health initiatives. Immunizations for the underserved are provided at free or low-cost to pediatric patients through the Vaccines for Children (VFC) Program and adult patients through the Section 317 Immunization Program. Communicable Disease is a crucial department for the Macoupin community, assisting in the tracking, monitoring, and treatment of designated communicable diseases in Macoupin County and affected residents. The Women, Infants, and Children (WIC) program provides nutritional support and resources to low-income pregnant, breastfeeding, and postpartum mothers and their children up to the age of five. Macoupin County Public Health Department houses a Safe Families Program that specializes in domestic violence advocacy and provides free resources such as counseling referrals, life skills support, transportation, assisting with Orders of Protection, and accompanying survivors to court.

The Healthy Families Macoupin County program, which is housed at Oakland Avenue Clinic, is a voluntary program designed to help new and expecting parents strengthen their skills in family functioning and reducing risks of childhood abuse and neglect. MCPHD also hosts a School Sealant Program which works with Macoupin County school districts to provide students with dental screenings, fluoride treatments, placement of sealants, and oral hygiene instructions.

Macoupin County Public Health Department provides environmental health services for the community. This program oversees food safety and services through the Food Service and Retail Food Sanitation Program and ensures tanning salon compliance through the Tanning Inspection Program. Environmental Health oversees well permits and well inspections during construction and installation of pumps, as well as oversees septic installation, repairs, and replacement permit applications. West Nile Virus and vector surveillance projects are an essential function of this department, where MCPHD employees perform mosquito trapping and testing, as well as responding to bird reporting for community vector surveillance. Radon testing kits are provided by the Macoupin County Public Health Department for a small nominal fee to ensure that the public has access to survey buildings for dangerous radon exposure. Macoupin County Public Health Department collaborates with the county-wide Macoupin County Multi-Jurisdictional All Hazards Mitigation Plan to mitigate impacts to hazards that would be posed to the Macoupin communities. It also operates drills and prepares for emergency responses to public health emergencies.

Macoupin County Public Transportation is provided through the Macoupin County Public Health Department. Macoupin County Public Transportation (MCPT) is a Federal Transit Administration and Illinois Department of Transportation regulated Public Transportation provider. The program is federally and state funded through 5311 (Rural Public Transit), Downstate Operating Assistance Program (DOAP), and AgeLinc (Area Agency on Aging for Lincolnland) grant funds. MCPT also accepts payment for transportation from Medicaid and Managed Care Organizations. It provides non-emergent medical transportation, public transportation, and transportation provided through contracts throughout the Macoupin communities.

Community Outreach

Community Health Workers play a crucial role in educating the community about the resources and programs offered by the Macoupin County Public Health Department (MCPHD), fostering a trusting relationship with the community and serving as a liaison between MCPHD services and the community. They create these bonds with the Macoupin communities by attending and assisting with health education and community outreach events. Another strong component of MCPHD's community outreach initiatives is performed through the MCPHD Health Educator. This position assists in planning, organizing, and conducting comprehensive public health education programs in the School Linked schools and Macoupin County areas. The Health Educator also writes, plans, and conducts programs that promote and stimulate interest in health education. The Recovery Oriented System of Care (ROSC) provides a network of community-based services and support to address the full range of substance use within communities. The goal of ROSC is to build on the strengths of individuals, families, and communities to achieve

recovery, improve health, wellness, and quality of life for those with or at risk of substance use disorders. Lastly, the Women, Infants, and Children (WIC) program offers health and nutrition support to pregnant, breastfeeding, and postpartum women, as well as infants and children up to age five. The WIC Program performs weekly mobile clinics throughout Macoupin County to ensure that eligible clients have the ability to access their resources.

Quality Assurance

Macoupin County Public Health Department is consistently audited and supervised by governmental and regulatory agencies to ensure compliance. Overseeing organizations include Illinois Department of Public Health, Illinois Healthcare and Family Services, Illinois Department of Human Services, Illinois Primary Health Care Association, Healthy Families of America, AgeLinc, Human Resources and Services Administration, Centers for Medicare and Medicaid Services, and Illinois Department of Transportation. Audits are performed on a multitude of MCPHD services, including the Woman, Infants, and Children program, Healthy Families Macoupin County, Macoupin County Public Transportation, School-Linked Health Center, and the Vaccines for Children program.

Reporting is also required to funders that support Macoupin County Public Health Department programs. Internal Quality Improvement and Quality Assurance meetings are held monthly, where programs are reviewed for adequate quality and compliance. The Macoupin County Board of Health meets monthly, typically on the third Wednesday of each month, and reviews the performance and financial standing of all Macoupin County Public Health Department services and provides guidance for future implementations or changes.

Community Health Needs Assessment

Statement of Purpose

The purpose of the Macoupin County Public Health Department Community Health Needs Assessment is to thoroughly assess community health needs and obtain a comprehensive understanding of challenges faced in the communities of Macoupin County. This Community Health Needs Assessment was utilized to prioritize three health needs to develop the Macoupin County Public Health Department Community Health Plan.

Macoupin County Public Health Department (MCPHD) used the Survey Monkey platform to create a 54-question survey and disbursed the link out to the public through social media outlets, radio advertising, word of mouth, MCPHD's website, and direct email. The survey link was sent out to all eight Macoupin County school superintendents, school nurses, and Macoupin County hospital administrators with an explanation of the intent of the survey, information about past IPLANs, the anticipated outcome of the survey, and a request to distribute the survey link out to all school district parents and guardians and hospital staff. Each school district and hospital were also asked to share the survey link to the public via their social media outlets.

The survey, which was available to the public from September 5, 2024 through October 4, 2024, garnered 159 responses, 146 of which were from individuals who reported residing in Macoupin County. For the purposes of the 2024-2029 Community Health Needs Assessment, responses from the 13 non-Macoupin County residents were removed prior to conducting the data analysis. Although the number of respondents to this assessment seems quite low, relative to the total population of Macoupin County, the IPLAN administrative team is satisfied knowing that this year's responses show a 508.33% increase compared to the 2019-2024 community health needs assessment participation.

Of these 146 participants, 100% of the respondents were white, non-Hispanic or Latino. A large majority were female (85.62%) compared to male respondents (13.01%) and non-binary respondents (1.37%). Respondents were present throughout the county, but the largest portions of the respondents came from the Mount Olive area (23.97%), Carlinville area (19.18%), Gillespie area (18.49%), and Staunton area (13.70%). The percentage of respondents who reported living in Macoupin County for less than one year up to 10 years was 22.59%, and the remaining respondents reported living in Macoupin County for 11-20+ years.

Nearly 27% of respondents reported having at least one adult household member in fair-to-poor health and 6.84% of respondents having one child household member with fair-to-poor health. Around 21.23% of respondents identifying as the primary caregiver for an aged, disabled, or chronically ill person. A high number of respondents reported as being physical active (87.67%) with 54.11% of those respondents saying they exercise for a duration of 30 minutes to one hour. The majority of respondents are non-smokers (83.56%); 4.79% are being treated for a form of cancer; and 92.47% of respondents reported having health insurance coverage for all household members.

In this Community Health Needs Assessment, respondents were asked their opinion of the five most pressing health concerns in their communities.

Health Problems identified in the Community Health Needs Assessment include:

- Alcohol – dependency or abuse
- Availability and affordability of childcare services
- Cancer
- Child abuse/neglect
- Cost of healthcare services and medication
- Domestic violence
- Drug abuse/misuse
- Homelessness
- Lack of eye care services
- Lack of dental care services
- Lack of transportation to health care services
- Mental health

- Obesity
- Teen pregnancy
- Tobacco use/smoking
- Homelessness
- Affordable Housing
- Water Quality

Out of this list, the top five most pressing concerns identified were drug abuse/misuse, mental health, cost of healthcare services and medications, alcohol – dependency or abuse, and availability and affordability of childcare services. The respondents also voiced that the five health education services most needed in Macoupin County were mental health education, substance use education, stress management – coping and resiliency education, alcohol abuse education, and cancer screenings education.

Respondents were requested to provide short answer suggestions to improve the health of Macoupin County. Responses varied, but major categories included increasing community outreach/events/education, resources for drug use, nutritional education and resources, and the accessibility and cost of healthcare services in the county.

Please see Appendix B to review the entirety of the Community Health Needs Assessment results.

Prioritization of Community Health Problems

Macoupin County Public Health Department assembled a Community Health Committee to discuss health problems that were identified within the Community Needs Assessment, review health data from relevant sources, and determine the three priority health problems that shall be addressed by the Macoupin County Community Health Plan.

Members of the Macoupin County Community Health Committee included:

Christy Blank	Gillespie	Public Health
Becky Hatlee	Gillespie	Public Health
Lori Sanson	Girard	Public Health
Jeff Schoen	Gillespie	Law Enforcement
Derrek Graham	Carlinville	Law Enforcement
Dawn Cherry	Girard	Community Volunteer
Valerie Belusko	Macoupin	Community Economics and Development
Larry Spour	Staunton	Hospital Systems
Jason Griffith	Macoupin	Hospital Systems
Shane Owsley	Gillespie	Community Unit School District
Todd Dugan	Bunker Hill	Community Unit School District
Kari Burns	Brighton	Community Unit School District
Dionne Wyatt	Macoupin	Housing Authority

This Committee was provided the Community Health Needs Survey results, as well as further information and data collected on identified health problems from sources such as the Centers of Disease Control (CDC), the Illinois Department of Public Health (IDPH), the Illinois Behavioral Risk Factor Surveillance System (IBRFSS), and the IQuery and IPLAN Data Systems.

After thorough analysis and discussion regarding the information and data collected from community input and objective statistics, the Committee ranked health problems to determine the three priority health needs for Macoupin County. The top three results from this ranking included:

1. Mental Health
2. Substance Use and Abuse
3. Child Abuse/Neglect

The Macoupin County Public Health Department IPLAN Team then guided a discussion with the Committee to determine risk factors, direct contributing factors, and indirect contributing factors of each identified priority health problem. This discussion provided the framework necessary for proper implementation of the interventions and objectives developed in the Macoupin County Community Health Plan.

The three priorities that were chosen by the Community Health Committee were compared with priorities set by the state health improvement plan, Healthy Illinois 2028. In both plans, mental health and substance use were listed as a priority. Child abuse and neglect was not mentioned in Healthy Illinois 2028.

Community Health Plan

Statement of Purpose

The purpose of the Macoupin County Public Health Department Community Health Plan is to create a framework for the three priority health needs determined by the Community Health Committee. The Macoupin County Public Health Department established an IPLAN Team, who reviewed previous IPLANs submitted to the Illinois Department of Public Health. After the review, the IPLAN Team researched and developed the Community Health Plan from the recommendations of the Community Health Committee, which was held on October 23, 2024, at 5:30 PM.

This plan directs public health initiatives performed by Macoupin County Public Health Department over the next five years. These health initiatives will be monitored regularly to ensure that the objectives and intervention strategies are progressing, and the measurable outcomes are being achieved. Macoupin County Public Health Department believes this Community Health Plan will create a positive impact toward a healthier and stronger community.

Health Priority #1: Mental Health

Mental health issues have remained a current concern in Macoupin County. The issue has consistently been named a health priority in previous IPLANs since 2014. The Community Health Needs Assessment data reflects a continued focus on mental health issues and the options available for effective treatment in Macoupin communities. According to this Assessment, 78.08% of the respondents placed “Mental Health” as one of their top five priority health issues for Macoupin County residents. Mental health services expansion was placed as a “high priority” for 84.25% of respondents. On the question regarding the top five health education services most needed, 85.62% of respondents chose mental health. Although mental health appears to be a top three concern for the residents of Macoupin County, 29.45% of respondents stated they did not know where they could access mental health specialist care.

Other studies have been performed on the population to determine the issues with mental health and wellbeing. According to County Health Rankings & Roadmaps (2024), in 2021, residents of Macoupin County experienced an estimated 5.2 “poor mental health days” per month. This is higher than the average number of estimated poor mental health days reported in Illinois (4.2) and the United States (4.8) (County Health Rankings & Roadmaps, 2024). The Illinois Behavioral Risk Factor Surveillance System (IBRFSS) discovered an estimated 16.8% of Macoupin County residents had 8-30 days of “not good mental health” per month, and 21.6% stated they had 1-7 days between the years 2015-2019 (Illinois Department of Public Health, n.d.). An estimated 24.3% of Macoupin Residents state they have been told they have a depressive disorder (Illinois Department of Public Health, n.d.).

When looking broader, it was found that 20.3% of adults in the United States received some form of mental health treatment in 2020 (National Center for Health Statistics, 2021). Around 57.2 million physician office visits had a primary diagnosis focused on mental health issues (National Center for Health Statistics, n.d.). Macoupin County is a primarily rural county, and a CDC study found that as levels of urbanization decreased, mental health medication therapy increased (National Center for Health Statistics, 2021). Macoupin County mental health services are disproportionately lesser than the overall communities (County Health Rankings & Roadmaps, 2024). Data in 2023 indicated the United States and Illinois average around 320 residents per 1 mental health provider, Macoupin County has an average of 1300 residents per 1 mental health provider (County Health Rankings & Roadmaps, 2024).

Mental health issues can come from a multitude of sociological, environmental, and biological factors and can be difficult to pinpoint exact causes. However, some mental health risk factors can include stress, substance use, and adverse childhood experiences. Stress can occur from many different facets of life. The Macoupin County Community Health Committee determined that stress leads from direct contributing factors of finances, occupational duties and opportunities, and healthcare concerns. Indirect contributing factors of finances included management issues, inflation, and lack of workforce development. Occupational stressors had indirect contributing factors of increases in duties, mass retirement of the “Baby Boomer” generation, and lack of

opportunity toward trade work and continued education. Regarding healthcare concerns, the Committee determined that lack of access to specialty physicians and healthcare locations, as well as affordability of healthcare were indirect factors to the stress residents experienced. Financial stress can lead to individuals experiencing issues with anxiety and depression. Many Macoupin County residents face financial stress due to the lack of workforce development opportunities and availability. Many residents verbalize healthcare-related stress from a perceived lack of health care specialists, i.e. cardiology, pulmonology, oncology, in the Macoupin County area. These life stressors can be mitigated with proper resource allocation and education to residents.

Healthy People 2030 has created initiatives that strive to improve the elements above. An example of a mental health goal established by Healthy People 2030 is to increase the proportion of adults with serious mental illness who get treatment (Office of Disease Prevention and Health Promotion [ODPHP], n.d.). To combat financial stress that leads to mental health issues, Healthy People 2030 created initiatives to increase use of core competencies and discipline-specific competencies to drive workforce development efforts and increase employment in working-age people (ODPHP, n.d.). Healthy People 2030 also focus on the lack of healthcare knowledge for residents with the goal of increasing the health literacy of the population (ODPHP, n.d.).

Outcome Objective 1

Macoupin County Public Health Department recognizes that many residents struggle with financial hardships that occur from a lack of financial management resources and community workforce development tools. These financial hardships lead to increased mental health issues such as anxiety and depression.

Macoupin County Public Health Department will improve mental health related to these financial stressors by at least two percent. This change will be accessed through initial and post-strategy implementation surveys regarding impacts on mental health related to the residents' perceived lack of workforce development opportunities and financial literacy courses. The initial surveys will be reviewed for residents who state high impacts on mental health due to lack of workforce development and financial literacy. These individuals will be targeted to ensure they can benefit from these initiatives.

Outcome Objective 2

Macoupin County Public Health Department realizes that mental health continues to be one of the largest struggles that residents in Macoupin County face. Many residents deal with mental health related issues that stem from situational stressors. For example, residents may lack accessibility to functions necessary for overall wellbeing, such as transportation and high-level medical care.

Macoupin County Public Health Department will improve mental health issues by at least two percent through increasing accessibility to specialty providers, including mental health providers, and healthcare transportation for Macoupin County residents. This change will be accessed through initial and post-strategy implementation surveys regarding impacts on mental health

related to the residents' perceived lack of specialty providers and healthcare transportation options. The initial surveys will be reviewed for residents who state high impacts on mental health due to their lack of transportation options and specialist care. These individuals will be targeted to ensure they can benefit from these initiatives.

Risk Factor: Stress

Residents may face stressors from multiple areas of everyday life. The stress experienced by residents may reside from financial hardship and healthcare specialist availability. Financial hardship may disproportionately affect Macoupin County residents. According to the US Census, the average household income of Macoupin County was \$64,704 and the average per capita income was \$33,665 (US Census Bureau, n.d.). An estimated 12.1% of residents live in poverty (US Census Bureau, n.d.). Illinois and the United States averages for household income were \$80,306 and \$77,719 (US Census Bureau, n.d.). These financial hardships can often create stress that leads to mental health issues if left unaddressed.

According to the American Psychological Association's release, "Stress in America 2020" (2020), an estimated 64% of adults stated that money was a significant source of stress in their lives. It is also suggested that lower household income leads to an increase in financial stress (American Psychological Association, 2020). Seventy-three percent of individuals who lived in households that had an income of less than \$50,000 annually stated money was a significant source of stress, compared to 59% of individuals living in households that earn over \$50,000 annually (American Psychological Association, 2020). With an estimated 12.1% of Macoupin County residents living in poverty, and a lower household income average than the state or country, the area may be more heavily impacted with financial stress which may lead to mental health issues.

Macoupin County residents struggle with finding and accessing healthcare specialists in the area. Rural residents may face longer travel times to reach specialist services, such as oncology, and are further limited by lack of transportation services or resources (Coughlin et al., 2019). Macoupin County does have a regulated public transportation provider, Macoupin County Public Transportation. This transportation service provides transportation for every need and receives match funding through Medicaid and Managed Care Organizations. Specifics about how to access this service and the qualifications for utilizing the service may be unknown by many residents, however, and this lack of knowledge decreases residents' accessibility to services, which may increase stress and mental health issues throughout the community.

Furthermore, stress can also be associated with an individual's lack of accessibility to specialists and mental health specialists. Macoupin County is primarily a rural county. Rural counties face a higher deficit of health care availability compared to other urban areas in the country (National Rural Health Association, n.d.). In rural areas, there are 30 specialists per 100,000 residents, which is much lower than the 263 specialists per 100,000 residents in urban areas (National Rural Health Association, n.d.). This lack of specialist availability leads to decreased accessibility to vital health care necessary to keep residents healthy and decrease deadly or harmful health

conditions. Many residents may feel stress or hopelessness in dealing with their medical and behavioral health issues when specialist accessibility can be so challenging.

Impact Objective 1.1:

Macoupin County Public Health Department will decrease residents' stress regarding financial management issues by at least two percent. This change will be accessed through initial and post-strategy implementation surveys regarding impacts on mental health related to the residents' perceived lack of financial management resources.

Impact Objective 1.2:

Macoupin County Public Health Department will decrease residents' stress regarding the lack of workforce development issues by at least two percent. This change will be accessed through initial and post-strategy implementation surveys regarding impacts on mental health related to the residents' perceived lack of workforce development resources.

Impact Objective 2.1:

Macoupin County Public Health Department will decrease residents' stress regarding the lack of transportation options to healthcare providers by at least two percent. This change will be accessed through initial and post-strategy implementation surveys regarding impacts on mental health related to the residents' perceived lack of healthcare transportation options.

Impact Objective 2.2:

Macoupin County Public Health Department will decrease residents' stress regarding accessibility to specialty and mental health providers by at least two percent. This change will be accessed through initial and post-strategy implementation surveys regarding impacts on mental health related to the residents' perceived lack of specialty providers.

Intervention Strategies:

1.1.1: Macoupin County Public Health Department will develop and implement a life skills and workforce development program to help decrease residents' stress and mental health issues stemming from lack of workforce opportunities in the area. This life skills and workforce development program will provide residents with low-cost, effective, and structured information and assistance in developing skills necessary to increase personal income. It will also focus on providing residents with financial literacy courses, which will assist residents in establishing or strengthening good personal financial practices. Access to health insurance coverage can be integrated through Macoupin County Public Health Department's Health Insurance Navigator to ensure that residents understand the importance of health insurance as it pertains to their financial standing.

The Macoupin County area has a multitude of partners which can assist in this mission. There are various institutions of higher education that have resources to help aid in workforce development. Macoupin County residents fall into two different community college districts: Lewis and Clark Community College and Lincoln Land Community College. Macoupin County residents may also utilize other institutions, such as Blackburn College, which is Macoupin's only institution of higher education. Other neighboring county institutions may also aid in this initiative, such as Southwestern Illinois College with campuses in Belleville, Granite City, and Red Bud, Southern Illinois University Edwardsville, University of Illinois-Springfield, and Ranken Technical College in St. Louis, MO, which provides trade-focused training, certificates, and degrees.

There are also employment resources available throughout Macoupin County that can provide information for this project. Macoupin County has a University of Illinois Extension representative, a Macoupin County Job Center, and a Macoupin County CEO Program, all of which can assist in developing and providing workforce resources and education.

Evaluation: Since this would be a new program provided by Macoupin County Public Health Department, objective data will be collected by the following means:

- Total number of workforce development and financial literacy training opportunities offered by Macoupin County Public Health Department.
- Total number of Macoupin County residents participating in these trainings.
- Total number of Macoupin County residents completing these trainings.

Anticipated Sources of Funding and Estimation of Funding: Macoupin County Public Health Department will fund and supply the staffing to perform this strategy's administrative duties. Macoupin County Public Health Department will work with the community resources identified for this strategy and attempt to form a volunteer coalition to perform these functions. MCPHD staff will research funding opportunities made available through sources such as the U.S. Department of Labor, GrantWatch, Illinois Department of Human Services, U.S. Department of Commerce, HRSA's Bureau of Health Workforce, Illinois Department of Public Health (IDPH), and Illinois Primary Health Care Association (IPHCA). Many of these funders have opportunities available to apply for workforce development grant funding, which Macoupin County Public Health Department may pursue for funding opportunities.

The estimated funding of this strategy will be dependent on hours of work provided by designated Macoupin County Public Health Department staff and funding of supplies and equipment necessary for an effective program.

2.2.1: Macoupin County Public Health Department will reduce stress and mental illnesses caused by the perceived lack of transportation available for healthcare accessibility. This strategy will focus heavily on increasing awareness of transportation options in Macoupin County, such as Macoupin County Public Transportation. Macoupin County Public Transportation provides opportunities for insurance-covered transportation to healthcare services from Medicaid and other Managed Care Organizations. With many residents struggling to locate reliable transportation to

appointments, it is essential that the public is educated on the affordability and accessibility of Macoupin County Public Transportation.

Evaluation: Macoupin County Public Transportation is already utilized by residents for transportation to medical appointments. Therefore, both historical and future transportation data will be analyzed to confirm proper implementation of this project. Objective data will be collected by the following:

- Total number of new Macoupin County Public Health Department social media posts regarding Macoupin County Public Transportation options.
- Total number of “impressions” collected on new Macoupin County Public Health Department social media posts regarding Macoupin County Public Transportation options.
- Total number of clients utilizing Macoupin County Public Transportation services to healthcare providers, hospitals, and specialty clinics within Macoupin County, as well as other local hospital systems in the surrounding counties.

Anticipated Sources of Funding and Estimation of Funding: Macoupin County Public Health Department will fund and supply the staffing to perform this strategy’s administrative duties. Since the Macoupin County Public Transportation will be performing the increased transportation, grants such as 5311 (Rural Public Transit), Downstate Operating Assistance Program (DOAP), and AgeLinc (Area Agency on Aging for Lincolnland) will likely fund this strategy.

The estimated funding of this strategy will be dependent on hours of work provided by designated Macoupin County Public Health Department staff and funding of supplies and equipment necessary for an effective program.

2.2.2: Macoupin County Public Health Department will collaborate with local hospital systems, such as Community Hospital of Staunton, Carlinville Area Hospital, and HSHS St. Francis Hospital to help educate residents on local specialty clinic options available. Macoupin County residents and the Macoupin County Public Health Department Community Health Committee both verbalized a lack of accessibility to specialty clinics as a factor to increasing stress and mental illness. Local hospital systems have specialty clinics available, and Macoupin County Public Health Department will strive to increase the knowledge of these resources to residents through community education.

Evaluation: Macoupin County Public Health Department will attempt to collaborate with the local hospital systems to gather data on the effectiveness of this strategy. Since the specialty clinics in the area have been utilized by Macoupin County residents, both historical and future data sharing will need to be implemented to ensure adequate implementation. Objective data that will be collected includes:

- Historical, objective data of total Macoupin County resident visits to specialty clinics located at Community Hospital of Staunton, Carlinville Area Hospital, and HSHS St. Francis Hospital.

- Future, objective data of total Macoupin County resident visits to specialty clinics located at Community Hospital of Staunton, Carlinville Area Hospital, and HSHS St. Francis Hospital.
- Total number of new Macoupin County Public Health Department social media posts regarding specialty clinic options in the local area.

Anticipated Sources of Funding and Estimation of Funding: Macoupin County Public Health Department will fund and supply the staffing to perform this strategy’s administrative duties.

The estimated funding of this strategy will be dependent on hours of work provided by designated Macoupin County Public Health Department staff and funding of supplies and equipment necessary for an effective program.

2.2.3: Macoupin County Public Health Department will utilize its Medical Mobile Unit to increase mental health care accessibility for residents without the means of transportation or flexible scheduling. A staffed registered nurse and front office assistant will travel to all areas of Macoupin County, which include areas that are long distances from current Macoupin County Public Health Department locations. The patients of this Mobile Unit will utilize telehealth services for appointments with a staffed psychiatric mental health nurse practitioner (PMHNP). This satellite site will be vital for residents that face increased social determinants of health challenges in Macoupin communities.

Evaluation: Macoupin County Public Health Department will evaluate the productivity of this strategy through the following objective data:

- Total number of satellite appointments kept with a staffed PMHNP.
- Total number of Medical Mobile Unit outreaches for behavioral health appointments.

Anticipated Sources of Funding and Estimation of Funding: Macoupin County Public Health Department will fund and supply the staffing to perform this strategy’s administrative duties. Macoupin County Public Health Department will continue to research additional means of funding through state and federal grants. The estimated cost of this strategy will depend on the amount of behavioral health outreaches performed and hours worked by clinical staff.

Barriers

- Residents may have poor understanding of their medical insurance coverage for specialty services and medical transportation.
- Residents may lack the appropriate insurance coverage for local specialty services or coverage for medical transportation.
- Residents may not perform the specific continuity of care process outlined by their insurance coverage (i.e. referrals from their Primary Care Provider).

Potential Resources Available

- Macoupin County Public Transportation
- Community Hospital of Staunton
- Carlinville Area Hospital
- HSHS St. Francis Hospital
- Macoupin County Financial Advisor partners
- Lincoln Land Community College
- Lewis and Clark Community College
- Blackburn College
- Southwestern Illinois College
- Ranken Technical College
- Southern Illinois University Edwardsville
- University of Illinois-Springfield
- University of Illinois Extension
- Macoupin County Job Center
- Macoupin County CEO Program
- Macoupin County Public Health Department

Health Priority #2: Substance Use

The Macoupin County Public Health Department Community Health Committee has identified substance use as the second health priority for the community plan, recognizing it as a persistent issue within the county. To reach this conclusion, the Community Health Committee utilized their expertise, the local and national data presented to them, and the survey results from the 146 respondents. Of these, 103 respondents believed that education and services for substance use disorders (SUD) were most needed in our community.

The National Institute of Mental Health (n.d.) explains the definition of substance use disorder as, “a treatable mental disorder that affects a person’s brain and behavior, leading to their inability to control their use of substances like legal or illegal drugs, alcohol, or medications. Symptoms can be moderate to severe, with addiction being the most severe form of SUD. People with a SUD may also have other mental health disorders, and people with mental health disorders may also struggle with substance use” (National Institute of Mental Health, n.d.) Utilizing the statewide semiannual overdose report, which was updated in October 2023, according to the Centers for Disease Control and Prevention (CDC), from January 2022 to January 2023, it was predicted that the United States would lose 110,640 people from drug overdoses, equating to one person every five minutes (Illinois Department of Public Health, 2023). Included in this number is 3,908 Illinois residents who died from drug overdoses in 2022 (Illinois Department of Public Health, 2023). Through January 2022 – January 2023, with the data including all substances, there was a 5.1% increase in overdose deaths (Illinois Department of Public Health, 2023). Deaths involving opioids increased by 8.2%, and deaths involving synthetic opioids (i.e., fentanyl and fentanyl analogs) increased 12.1% (Illinois Department of Public Health, 2023). Deaths involving heroin,

natural and semi-synthetic opioids decreased by 29.7% and 13.3% (Illinois Department of Public Health, 2023). In June 2024, the CDC released a report showing the reduction in the number of drug overdose fatalities in the United States in 2023 from an estimated 111,029 in 2022 to an estimated 107,543 (Illinois Department of Public Health, 2024).

There are many risk factors that can be prevalent with substance use disorders and challenges. The Committee designated the risk factors of mental health, lack of consequences, and peer/social pressure. Mental health can be directly affected by many contributing factors, related, but not limited to, genetics, stress, economics, and lack of coping skills. Indirect factors include subjects such as household dynamics, family standards, social media pressure, job dynamics and high standards in job duties, income levels, lack of opportunities for a higher education, trauma, physical pain, and unobtainable life stressors. Mental health treatment is crucial in addressing substance use disorders. Many Macoupin County residents have a difficult time coping with everyday life stressors. This lack of coping skills creates mental health issues that many residents may not know how to deal with, leading them to potential substance use and abuse.

The Community Health Committee also emphasized the impact of social and peer pressure as a risk factor to substance use and abuse. Key direct contributing factors include the use of social media, the individual's peer group, and social standards. Indirect contributing factors include insufficient parental oversight, environmental influences, generational expectations, and the availability of social media. Peer and societal pressures significantly influence the well-being of residents in Macoupin County, impacting their environments and life coping skills, which may lead to a higher risk of substance use and abuse.

Directly related to substance use and abuse, the Healthy People 2030 initiative created goals such as increasing the proportion of people with substance use and mental health disorders who get treatment for both, as well as increasing the proportion of adolescents who think substance abuse is risky (ODPHP, n.d.). These goals highlight the importance of adequate substance use treatment, education, and resources – both locally and nationally.

Outcome Objective 1

The Macoupin County Public Health Department acknowledges that substance use and abuse are significant issues within our community. According to a local hospital community partner, there has been an increase in mental health issues in their emergency department. This rise is attributed to the limited availability of mental health professionals, particularly during weekends, holidays, and after hours.

To address this, the Macoupin County Public Health Department aims to reduce substance use and abuse-related emergency room visits by two percent. This will be achieved by enhancing mental health resources and providing the tools necessary for coping skills. Macoupin County Public Health Department will measure the progress through pre- and post-surveys to assess community members' personal experiences, as well as by utilizing data from the Illinois Department of Public Health (IDPH) and local hospital systems. Macoupin County Public Health

Department will continue to collaborate with local hospital systems to provide outpatient resources for residents who are facing substance abuse challenges.

Outcome Objective 2

Residents of Macoupin County may experience difficulties related to substance use and abuse, which can often be linked to social and peer pressures. Macoupin County Public Health Department acknowledges that a deficiency in preventive care, as well as limited access to resources and education regarding social and peer pressures, can contribute to the prevalence of substance use in the community.

The Macoupin County Public Health Department aims to enhance its response to substance use influenced by social and peer pressures by decreasing teen substance use and abuse by two percent. This initiative may involve hiring additional staff (i.e. Assistant Health Educator, Community Health Worker) to strengthen current program offerings, which include evidence-based education focused on preventive care and social influences. Macoupin County Public Health Department will measure progress through student surveys, both pre- and post-implementation, to review for improvements. Students who report and experience high levels of substance use, and/or social peer pressures leading to substance use, will be targeted to ensure that they receive these valuable public health initiatives.

Risk Factor: Mental Health

Mental health and substance use disorders are commonly viewed as a direct relationship, which means they often happen simultaneously. In fact, there are seventeen million individuals in the United States that have a mental health diagnosis, and a substance use disorder (National Alliance on Mental Illness, n.d.). Many individuals that have both issues typically deal with similar factors such as trauma, stress, and adverse social environments (National Institute on Drug Abuse, n.d.). When individuals are dealing with specific mental health problems, such as depression and anxiety, substance use increases (Substance Use and Mental Health Services Administration, n.d.). One can suggest that this increase in substance use is an attempt to treat their mental illness.

It has already been made clear that Macoupin County residents deal with increased levels of mental health issues. Many Macoupin County residents deal with high levels of stress, lower than average financial standings, and lower access to care for their mental illness. These factors increase the substance abuse rates in the area, leading to an increased need within the community.

While there are resources available for the treatment of mental health issues, many residents may not be aware of them. As a community leader, it is important to ensure that the public has access to important resources and the knowledge of these resources.

While resources and education are a core concept to challenging Macoupin County's current mental health and substance use challenges, there needs to be other alternatives to primary health goals. There must also be efficient response to crises within the community to help foster a more effective approach. "Interventionists" can play a major role in the response to someone who is actively in a perceived crisis of mental health or substance use issues. These interventionists can

rapidly respond to an individual's request for further assistance at local schools or within the community, which in turn may limit the individual's risk of being incarcerated or going to an emergency department while in crisis. These response types may create a more empathic and trusting interaction and may lead to further willingness to receive treatment to combat these issues.

Impact Objective 1.1:

Macoupin County Public Health Department will increase the knowledge of mental health resources by two percent. Macoupin County Public Health Department will measure this progress through pre- and post-surveys to assess community members' knowledge through QR codes submitted through social media, Macoupin County Public Health Department locations, and partnerships.

Intervention Strategies:

1.1.1: Macoupin County Public Health Department will develop a team of interventionists who provide mental health services to respond to emergency departments and police departments in Macoupin County. This team of interventionists will be on-call, during routine staffing hours, to respond to assistance requests regarding individuals who are having mental health and/or substance use challenges and in need of resources. This interventionist will use relentless engagement tactics after a response to assist the individual in getting the resources they need or desire. The specialists will be trained in motivational interviewing, CBT skills, Mental Health First Aid, and other relevant training and education. By implementing this program, Macoupin County Public Health Department's goal is to deflect individuals with mental health challenges from being incarcerated and/or going to an emergency department.

Evaluation: In the past, Macoupin County Public Health Department had established a Safe Passage program that embodies similar interventions. Macoupin County Public Health Department has created strong connections with local and county police departments to implement a warm handoff referral process. These connections will continue to grow, and this service will be provided by a staffed peer support specialist.

Macoupin County Public Health Department will measure the success of this strategy by collecting the number of interventionists hired and trained, as well as the number of assistance calls attended by these interventionists. These calls will be monitored through logs that will be closely monitored to ensure adequate implementation.

Anticipated Sources of Funding and Estimation of Funding: Macoupin County Public Health Department will actively seek and apply for mental health and substance use grants to supply the staffing to perform this strategy's administrative duties. There will also be strategies created to develop and sustain programs. Sources of funding may be made available through Health Resources & Services Administration (HRSA), the Illinois Regional Care Coordination Agency (IL-RCCA), Illinois Department of Public Health (IDPH), Illinois Primary Health Care Association (IPHCA).

1.1.2: Macoupin County Public Health Department will create an annual community event promoting mental health and wellbeing. These annual events will be created by utilizing stakeholders that are part of the Macoupin County ROSC (Recovery Oriented Systems of Care) Consortium, RCO (Recovery Community Organization), networking partners, and other related coalitions. By combining the community's efforts, Macoupin County Public Health Department will raise public awareness and education on health promotion strategies, increase mental health support, build resilience, improve resource access, empower individuals, and prevent mental health issues through community events.

Evaluation: Macoupin County Public Health Department will measure the success of this strategy by collecting the number of community events that are established and the total number of participants that attend each community event.

Anticipated Sources of Funding and Estimation of Funding: Macoupin County Public Health Department will actively seek and apply for mental health and substance use grants to supply the staffing to perform this strategy's administrative duties. Estimation of funding will be dependent on the supplies and materials necessary to create a well-created community event.

1.1.3: Macoupin County Public Health Department will utilize their Health Educator(s), who will develop and implement education regarding coping for youth and their families across Macoupin County. Our Health Educator(s) will be trained in programs such as Botvin LifeSkills, Stanford REACH, or other evidence-based educational strategies not only throughout the school year, but also through summer programs in the community. Teaching coping skills to youth and families in our community is essential for building resilience, preventing substance abuse, enhancing mental health, supporting academic success, strengthening family bonds, and promoting overall community well-being. By equipping individuals with effective coping strategies, we empower them to handle life's challenges more effectively, leading to a healthier and more resilient community.

Evaluation: Macoupin County Public Health Department will utilize program records from the Health Educator(s) and other quantitative measurements, such as total number of participants per coping training session.

Anticipated Sources of Funding and Estimation of Funding: Macoupin County Public Health Department will actively seek and apply for mental health and substance use grants to supply the staffing to perform this strategy's administrative duties. Estimation of funding will be dependent on the supplies and materials necessary to create a well-created community event.

Barriers

- Potential lack of funding available for these strategies which include hiring more staff and implementing more extensive outreach events.
- Potential lack of staffing available to be successful in these objectives.

- Residents may not be willing to engage in the community events that are planned.
- Community partnerships may be challenging to acquire due to the stigma surrounding substance use.
- The sustainability of these events and staffing could be a challenge when determining long-term goals.

Potential Resources Available

- Macoupin County Public Health Department: Carlinville, Litchfield, Gillespie mental health professionals (LCSW, LCPC, psychiatrists, peer support, RN: Health Educator)
- Locust Street Resource Center: Living Room Program, SASS, CRISIS, MH professionals (LCSW, psychiatrists, LCPC, peer support)
- RCO: The Next Network peer-led support program
- Family Practice Centers (physicians and psychiatrists)
- Acorn Counseling
- Catholic Charities
- Behavioral health program at Carlinville Area Hospital
- ROSC consortium
- Celebrate Recovery in Staunton
- NAMI support groups

Risk Factor 2: Social/Peer Pressure

There are various risk factors associated with substance use disorders. The Macoupin County Public Health Department Community Health Committee specifically identified social influences and peer pressure as one of the significant risk factors of substance use and abuse. Social factors contributing to an increased risk of substance use among adolescents include negative peer relationships, perceptions of popularity, experiences of bullying, and social associations. Key aspects include the presence of early mental and behavioral health issues, peer pressure, inadequately resourced schools, poverty, insufficient parental supervision and relationships, unstable family structures, limited opportunities, social isolation, gender dynamics, and accessibility to substances.

The influence of peers on adolescent substance use often manifests through peer relationships. Individuals may be drawn to peer groups that share a common inclination toward substance use to gain social acceptance or status. Research indicates that peer pressure and the desire for perceived popularity are significantly associated with an increased risk of substance use among adolescents.

Furthermore, social and peer pressures from one's peer group and community have been identified as critical factors that can lead to initial experimentation with substances. When individuals face pressure to engage in substance use, either due to social influences or as a coping mechanism, their usage may escalate into more severe substance abuse over time. Also, societal stigma

surrounding substance use and its contexts pose significant barriers to detecting and treating substance use disorders.

Impact Objective 2.1:

Macoupin County Public Health Department will increase the number of students, within the local community school districts, who participate in social and peer pressure resources by two percent. Macoupin County Public Health Department will measure the progress of this objective through pre- and post-surveys to assess community members' knowledge through QR codes available within the local community school district locations.

Intervention Strategies:

2.1.1: Macoupin County Public Health Department will develop a team of interventionists to provide mental health services for the youth in Macoupin County. This team of interventionists will be available to assist with the Handle with Care Project through participating school districts in Macoupin County. The group of interventionists may include MCPHD staff, police departments, licensed providers (LCSWs, LCPCs, etc.) school staff, peer support specialists, and youth groups. The specialists will be trained in motivational interviewing, CBT skills, Mental Health First Aid, and other relevant training and education. These individuals will be able to respond to students with mental health challenges throughout the school day that may affect their abilities to learn, focus, and/or otherwise socialize in a healthy manner. By doing this, we are placing the student's mental health needs as a priority in their wellbeing.

Evaluation: Macoupin County Public Health Department will continue to work with community partners to provide this service through a peer support specialist. The successful outcome of this strategy will be measured through the number of interventionists hired, as well as the total number of calls the interventionist assists with.

Anticipated Sources of Funding and Estimation of Funding: Macoupin County Public Health Department will be responsible for the staffing utilized for the interventionist strategy. Macoupin County Public Health Department will actively seek and apply for mental health and substance use grants to supply the staffing to perform this strategy's administrative duties. Sources of funding may be made available through Health Resources & Services Administration (HRSA), the Illinois Regional Care Coordination Agency (IL-RCCA), Illinois Department of Public Health (IDPH), Illinois Primary Health Care Association (IPHCA). Estimation of funding will depend on the total hours the interventionist will be called upon to aid, as well as any other resources that will be needed to have a successful outcome.

2.1.2: Macoupin County Public Health Department will utilize their Health Educator and develop and implement education regarding coping for youth and their families across Macoupin County. Our Health Educator(s) will be trained in programs such as Botvin LifeSkills, Stanford REACH, or other evidence-based educational strategies not only throughout the school year, but also through summer programs in the community. Teaching coping skills to youth and families in our

community is essential for building resilience, preventing substance abuse, enhancing mental health, supporting academic success, strengthening family bonds, and promoting overall community well-being. By equipping individuals with effective coping strategies, we empower them to handle life's challenges more effectively, leading to a healthier and more resilient community.

Evaluation: Macoupin County Public Health Department will utilize program records from the Health Educator(s) and other quantitative measurements, such as total number of participants per each health education session, including those targeted to coping and resiliency.

Anticipated Sources of Funding and Estimation of Funding: Macoupin County Public Health Department will actively seek and apply for mental health and substance use grants to supply the staffing to perform this strategy's administrative duties. Estimation of funding will be dependent on the supplies and materials necessary to create a well-created community event.

Barriers

- Students may be unwilling to be involved in dedicated coping training.
- Funding for both the staffing and training may be difficult to maintain.
- Staffing for interventionists and Health Educator(s) may fluctuate over time.
- All strategies listed are dependent on initial and longevity funding, which may fluctuate.
- Community partnerships may be difficult to create due to stigma regarding mental health and substance use.

Potential Resources Available

- Macoupin County Unit School Districts:
 - Bunker Hill Community Unit School District #8
 - Carlinville Community Unit School District #1
 - Gillespie Community Unit School District #7
 - Mt. Olive Community Unit School District #5
 - North Mac Community Unit School District #34
 - Northwestern Community Unit School District #2
 - Southwestern Community Unit School District #9
 - Staunton Community Unit School District #6
- Macoupin and Montgomery County Teens for Teens
- Macoupin County Public Health Department mental health professionals (LCSW, LCPC, psychiatrists, peer support, registered nurses, Health Educator), SASS, CRISIS, mental health professionals (LCSW, psychiatrists, LCPC, peer support), Family Practice Centers (physicians and psychiatrists), behavioral health program at Carlinville Area Hospital

Health Priority #3: Child Abuse and Neglect

Macoupin County Public Health Department Community Health Committee identified the final health priority as Child Abuse and Neglect. Of the Community Health Committee members, 31.4% of those members placed child abuse and neglect as one of the top three health concerns throughout Macoupin County. Therefore, child abuse and neglect are selected as the third health priority for the Macoupin County Public Health Department IPLAN.

Data has shown that child abuse and neglect is a growing concern among Illinois residents. The Department of Child and Family Services (DCFS) releases data on reports, calls received, intakes, and cases regarding child abuse and neglect. The 2024 Fiscal Year for Illinois's chapter of DCFS reported 234,527 calls (Illinois Department of Children and Family Services, n.d.a). Further, the Department of Child and Family Services has reported throughout the 2024 Fiscal Year for the Central Region of Illinois there were 25,538 Family Reports. The Department of Child and Family Services is separated into different regions and Macoupin County falls into the Central Region of DCFS for data collection. Of those Family Reports in the Central Region, 24.6% were "Indicated" and 74% were "Unfounded". Continuing to review that data, 1.46% were considered "Pending" (Illinois Department of Children and Family Services, n.d.b).

According to the CDC, child abuse and neglect is common, resulting in at least one in seven children experiencing abuse or neglect within the past year. The CDC highlights that this number is underestimated due to cases being unreported (Centers for Disease Control and Prevention, 2024b). The National Children's Alliance reports that 76% of children abused/neglected are victimized by parents or legal guardians (National Children's Alliance, n.d.).

Child sexual abuse affects at least one in four girls and one in twenty boys (Centers for Disease Control and Prevention, 2024c). The CDC states, "About 90% of child sexual abuse is perpetrated by someone known and trusted by the child or child's family members" (Centers for Disease Control and Prevention, 2024c).

Healthy People 2030 has launched initiatives aimed at improving goals focused on child abuse/neglect. Healthy People 2030 strives to reduce child abuse and neglect deaths. The approach focuses on fostering secure, consistent, and nurturing relationships and environments for all children and aid in preventing child abuse and neglect (ODPHP, n.d.). The Healthy People 2030 goals indicate the necessity of increased services and education to combat child abuse.

Outcome Objective 1

Macoupin County Public Health Department recognizes that child abuse and neglect is a concern throughout Macoupin County, as recorded through the Community Health Needs Assessment and Community Health Committee.

Macoupin County Public Health Department will improve strategies to increase the reporting of child abuse and neglect by at least two percent and develop education programming for Macoupin County through lowering fears of retaliation, exposure, and isolation by developing a sophisticated reporting system and robust resource education. This change will be accessed through reported data provided through DCFS of the number of child abuse and neglect reports for Macoupin County. The data will cover the number of reports coming in from Macoupin

County on child abuse and neglect for children aged from birth to 18 years old. These individuals will be targeted to ensure they can benefit from these initiatives.

Risk Factor: Fear

Recognized as the main risk factor of child abuse/neglect is fear. Children may face fear in different areas of their life. The fear experienced by children may occur from abuse exposure, further abuse, and social isolation. As children have life experiences, both positive and negative, fear can become a subjective reaction to different life events. It can be the cause behind certain behaviors. In child abuse and neglect, fear is one of the leading causes for a lack of reporting and intervention during episodes of child abuse and neglect. As stated in the Cleveland Clinic, [fear] is naturally occurring and a part of emotional growth in children, (Cleveland Clinic, 2024), but prolonged fear can negatively impact a child's life.

Often, in the case of child abuse and neglect, fear has been identified as a leading risk factor for a lack of reporting and intervention during episodes of child abuse and neglect. Children face fear in different areas of their life and can develop a reaction to situations based on fear. As children experience life, both positive and negative, fear can become a reaction to different life events and can be the cause behind certain behaviors. Furthermore, fear is seen in children through, "emotional, psychological, and behavioral problems," (Cleveland Clinic, 2024). Often these children develop into adulthood facing, "Anxiety and difficulty with social skills, and fear of certain adults or places," (Cleveland Clinic, 2024).

Child abuse is directly affected by adverse childhood experiences (ACEs). The Centers for Disease Control and Prevention defines, "Adverse childhood experiences, or ACEs, as potentially traumatic events that occur in childhood (0-17 years)" (Centers for Disease Control and Prevention, 2023a). The CDC provides the following examples of ACEs:

- Experiencing or witnessing violence, abuse and/or neglect
- Being directly affected by a suicide
- Unstable environment including safety
- Substance use
- Mental health
- Parent separation
- Household member being incarcerated

(Centers for Disease Control and Prevention, 2023a)

ACEs scores can have a long-lasting impact on a child's health into their adulthood (American Academy of Pediatrics, 2020). The CDC reviews ACEs scores including 64% of adults within the United States experience at least one ACE before the age of 18. Additionally reported by the CDC, one in six adults experienced four or more types of ACEs (Centers for Disease Control and Prevention, 2023).

In addition to ACEs Scores reflecting childhood abuse and neglect, there is research into the cycle of abuse in children. The cycle of abuse is a phenomenon where actions are categorized into patterns. The cycle of abuse is recognized in various fields such as child abuse and neglect and domestic violence. The first stage of the cycle of abuse starts with tension building, then incident of abuse, next is reconciliation, and finally the peace stage. As abuse continues, fear is often developed through incidents of abuse in children.

Continued abuse in childhood causes negative effects in development or adulthood. “Even though many people recognize the cyclical aspect of neglect and abuse, not enough is being done to break the cycle,” (Sussex Publishers, n.d.).

Impact Objective 1.1:

Macoupin County Public Health Department will decrease fear of exposure, further abuse, and social isolation by supporting the establishment of an anonymous hotline designed to help prevent violence in schools, homes, and communities and made available in participating school districts across Macoupin County. This change will be accessed through initial and post-strategy implementation surveys regarding impacts on fear levels in residents.

Impact Objective 1.2:

Macoupin County Public Health Department will increase the availability of Erin’s Law presentations by two per year amongst two of the eight public school districts by collecting the number of trainings performed that year.

Intervention Strategies

1.1.1: Macoupin County Public Health Department will develop and implement a child abuse and neglect educational program to help increase residents’ education on signs of child abuse or neglect, where to report these events, and other resources. The educational program will be developed by the Health Educator(s) at Macoupin County Public Health Department as a free, school-based program. It will focus on providing students with reporting knowledge, signs of abuse or neglect, and resources for assistance due to victimization.

Evaluation: Considering this would be an increase in programming provided by Macoupin County Public Health Department, objective data will be collected by the following means:

- Total number of participants within a classroom and/or school for one session
- Total number of participating schools or education systems
- Total number of sessions provided

Anticipated Sources of Funding and Estimation of Funding: The Macoupin County Public Health Department will continue to research and apply for private or public grants to further public health education including child abuse and neglect educational topics. Macoupin County Public Health Department will provide the staffing necessary to perform the strategy. Funding estimations will vary based on the number of resources and materials necessary to perform high-quality education programs.

1.1.2: Macoupin County Public Health Department will develop and implement a new anonymous reporting system. The system will be developed by utilizing a program model such as the Sandy Hook Say Something Anonymous Reporting System. It will focus on providing schools with an anonymous reporting system accessible on mobile or PC devices.

Evaluation: Since this is a new system provided by Macoupin County Public Health Department, objective data will be collected by the following means:

- Total number of participating schools or education systems
- Total number of reports made annually

Anticipated Sources of Funding and Estimation of Funding: Since there are no-cost resources available, the Macoupin County Public Health Department will explain to community partners that the reporting system is not a financial burden due to the system being at no cost to the consumer.

Barriers

- Developing community partnership with schools regarding the programs.
- School districts and community partners willingness to participate in programs offered.
- Funding sources through partnerships and public or private grants.
- Sustaining continuous participation.

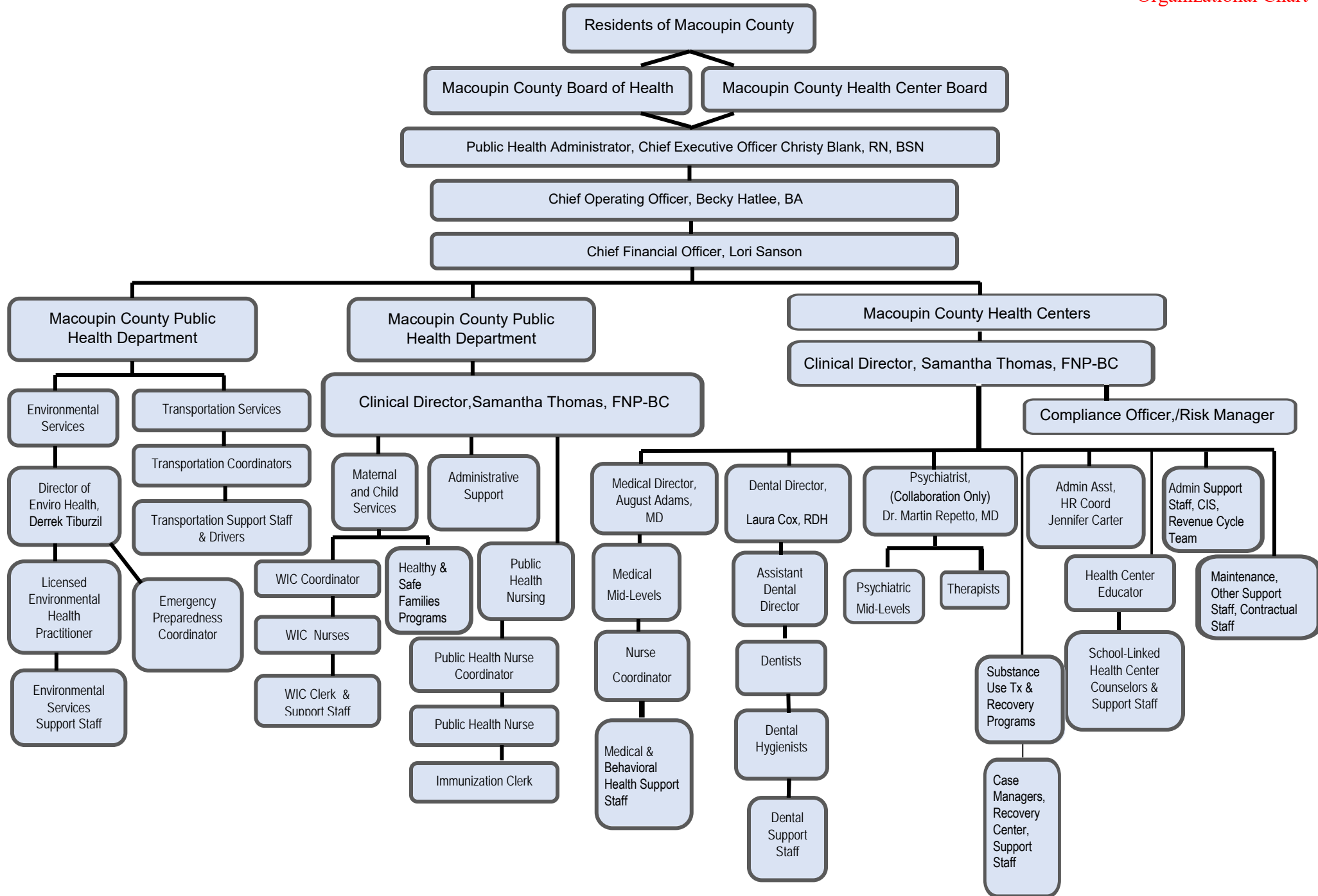
Potential Resources Available

- Macoupin County Unit School Districts
 - Bunker Hill Community Unit School District #8
 - Carlinville Community Unit School District #1
 - Gillespie Community Unit School District #7
 - Mt. Olive Community Unit School District #5
 - North Mac Community Unit School District #34
 - Northwestern Community Unit School District #2
 - Southwestern Community Unit School District #9
 - Staunton Community Unit School District #6
- Youth Programs
 - 4-H chapters
 - College for Kids
 - Macoupin County CEO Program
 - Local Church Youth Groups
 - Scouts

Board of Health Approval

The Macoupin County Board of Health reviewed and unanimously approved the 2024 – 2029 Community Health Plan, and all-encompassing IPLAN, at its regularly scheduled governing board meeting on November 20th, 2024. An approval attestation from the governing board president can be found in Appendix E.

Macoupin County Public Health Department Organizational Chart

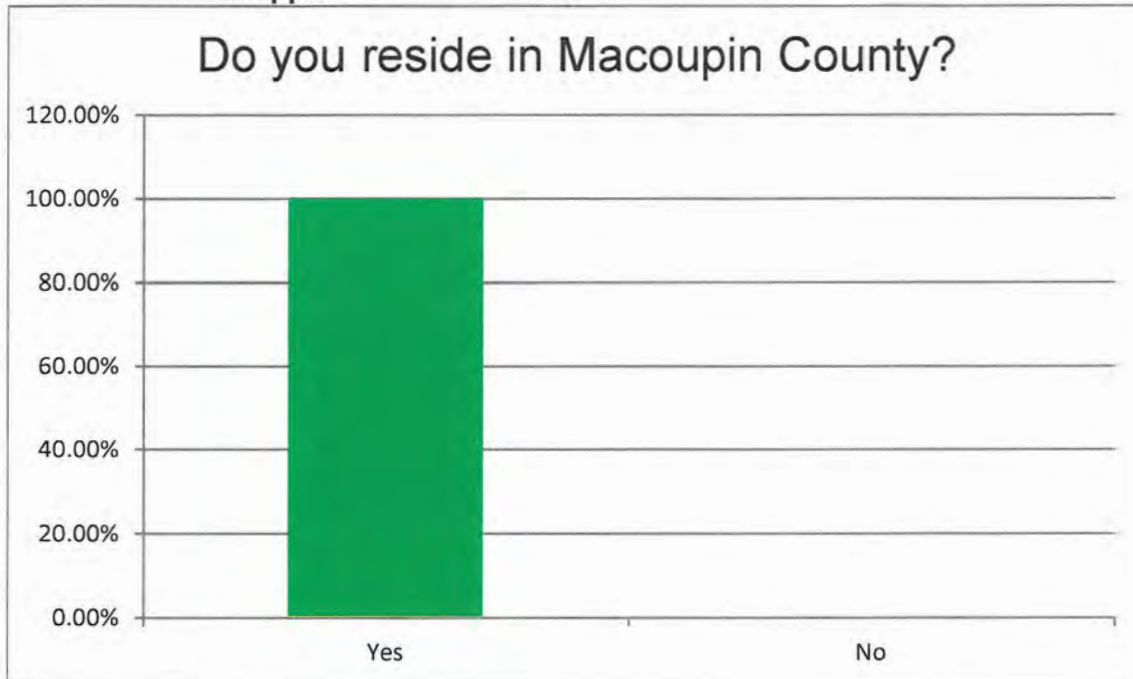


QUESTION #1

Macoupin County Community Health Needs Assessment - 2024

Do you reside in Macoupin County?

Answer Choices	Responses	
Yes	100.00%	146
No	0.00%	0
Answered		146
Skipped		0



QUESTION #2

Macoupin County Community Health Needs Assessment - 2024

What is your zip code?

Answer Choices	Responses	
62069	23.97%	35
62626	19.18%	28
62033	18.49%	27
62088	13.70%	20
62685	4.79%	7
62009	4.11%	6
62640	3.42%	5
62014	2.74%	4
62674	2.05%	3
62012	2.05%	3
62063	1.37%	2
62093	1.37%	2
62672	0.68%	1
62690	0.68%	1
62097	0.68%	1
62002	0.68%	1

Answered 146
Skipped 0

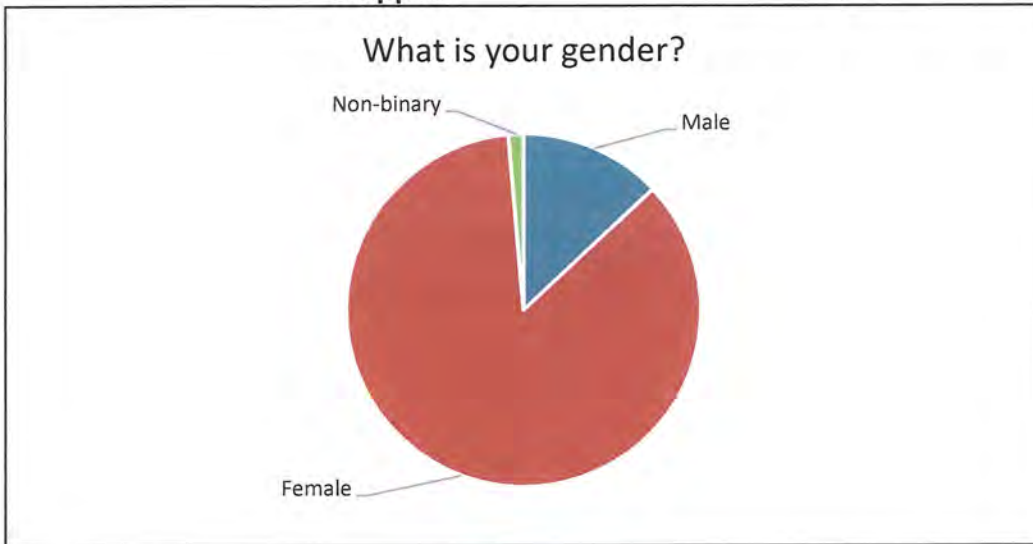


QUESTION #3

Macoupin County Community Health Needs Assessment - 2024

What is your gender?

Answer Choices	Responses	
Male	13.01%	19
Female	85.62%	125
Non-binary	1.37%	2
Other (please specify)	0.00%	0
Answered		146
Skipped		0

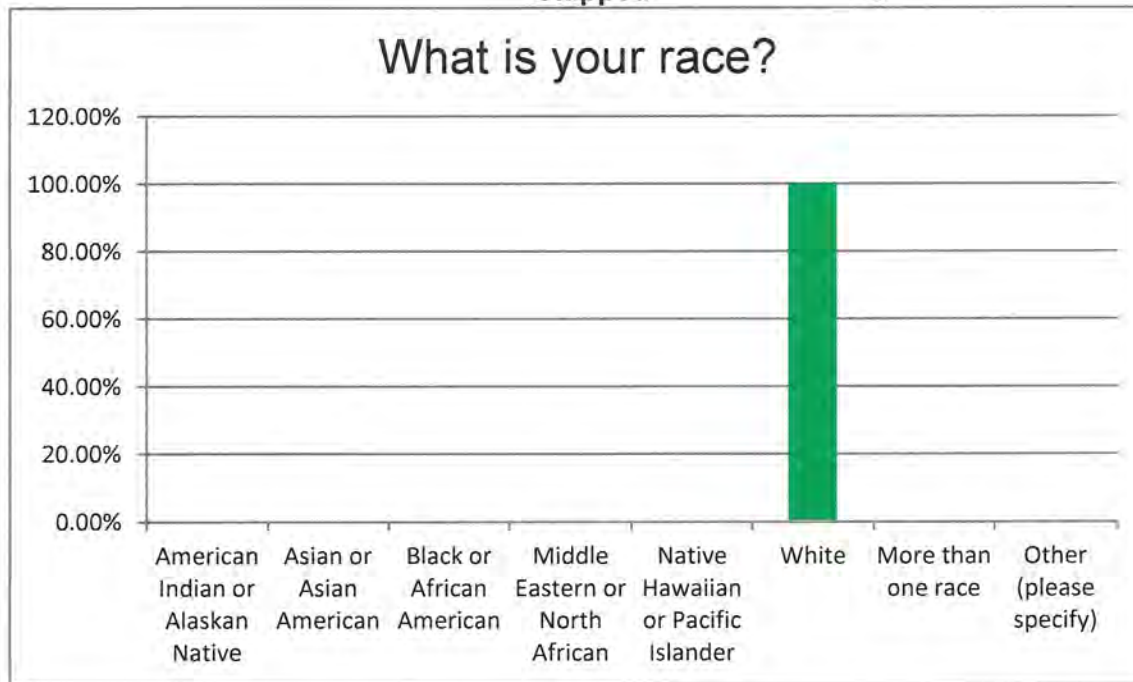


QUESTION #4

Macoupin County Community Health Needs Assessment - 2024

What is your race?

Answer Choices	Responses	
American Indian or Alaskan Native	0.00%	0
Asian or Asian American	0.00%	0
Black or African American	0.00%	0
Middle Eastern or North African	0.00%	0
Native Hawaiian or Pacific Islander	0.00%	0
White	100.00%	146
More than one race	0.00%	0
Other (please specify)	0.00%	0
	Answered	146
	Skipped	0

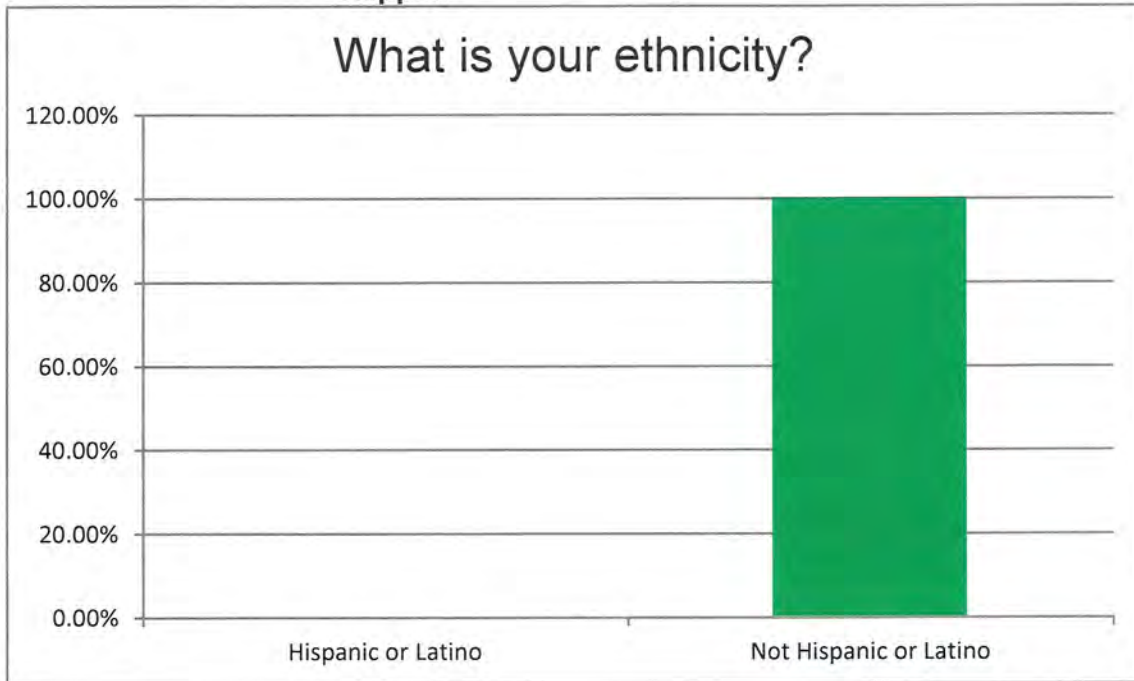


QUESTION #5

Macoupin County Community Health Needs Assessment - 2024

What is your ethnicity?

Answer Choices	Responses	
Hispanic or Latino	0.00%	0
Not Hispanic or Latino	100.00%	146
Answered		146
Skipped		0

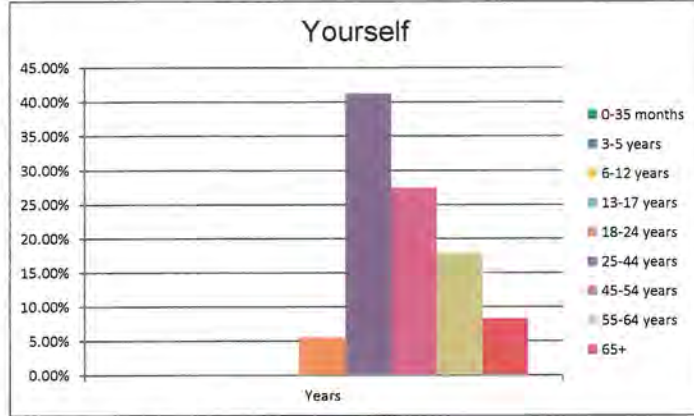


QUESTION #6

Macoupin County Community Health Needs Assessment - 2024
 What are the ages of the people who live in your household?

Yourself

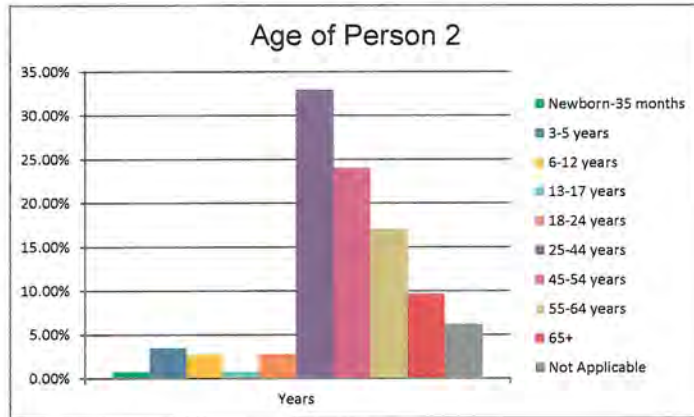
Years	0-35 months	3-5 years	6-12 years	13-17 years	18-24 years
	0.00%	0	0.00%	0	0.00%
	0			0	5.48%



Answer Choices	Responses
0-35 months	0
3-5 years	0
6-12 years	0
13-17 years	0
18-24 years	8
25-44 years	60
45-54 years	40
55-64 years	26
65+	12
Answered	146
Skipped	0

Age of Person 2

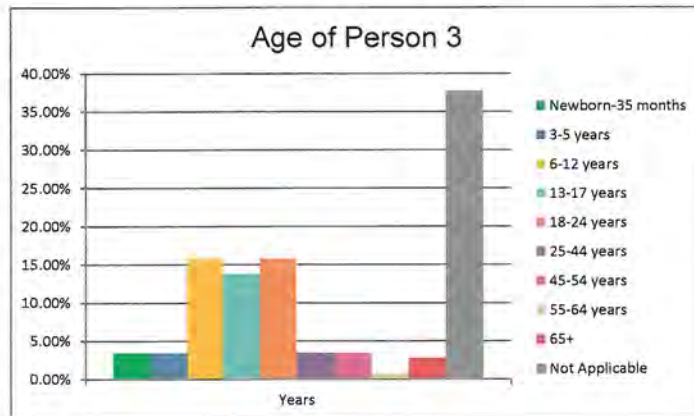
Years	Newborn-35 months	3-5 years	6-12 years	13-17 years	18-24 years
	0.68%	1	3.42%	5	2.74%
	1			4	0.68%
				1	2.74%



Answer Choices	Responses
0-35 months	1
3-5 years	5
6-12 years	4
13-17 years	1
18-24 years	4
25-44 years	48
45-54 years	35
55-64 years	25
65+	14
N/A	9
Answered	146
Skipped	0

Age of Person 3

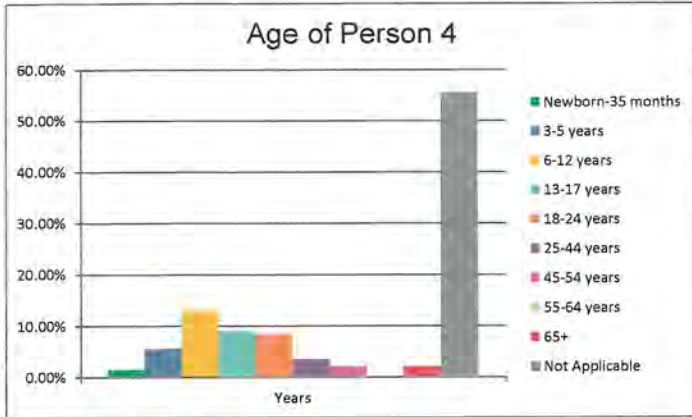
Years	Newborn-35 months	3-5 years	6-12 years	13-17 years	18-24 years
	3.42%	5	3.42%	5	15.75%
	5			23	13.70%
				20	15.75%



Answer Choices	Responses
0-35 months	5
3-5 years	5
6-12 years	23
13-17 years	20
18-24 years	23
25-44 years	5
45-54 years	5
55-64 years	1
65+	4
N/A	55
Answered	146
Skipped	0

Age of Person 4

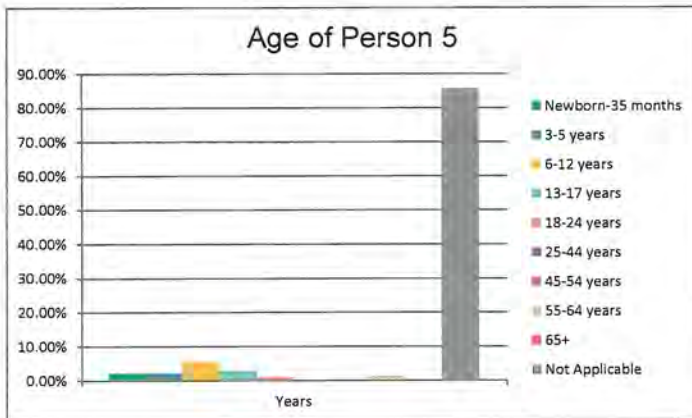
	Newborn-35 months	3-5 years	6-12 years	13-17 years	18-24 years
Years	1.37% 2	5.48% 8	13.01% 19	8.90% 13	8.22% 12



Answer Choices	Responses
0-35 months	2
3-5 years	8
6-12 years	19
13-17 years	13
18-24 years	12
25-44 years	5
45-54 years	3
55-64 years	0
65+	3
N/A	81
Answered	146
Skipped	0

Age of Person 5

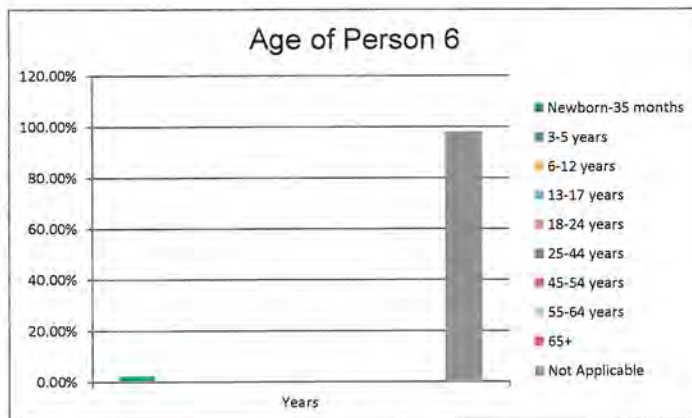
	Newborn-35 months	3-5 years	6-12 years	13-17 years	18-24 years
Years	2.05% 3	2.05% 3	5.48% 8	2.74% 4	0.68% 1



Answer Choices	Responses
0-35 months	3
3-5 years	3
6-12 years	8
13-17 years	4
18-24 years	1
25-44 years	0
45-54 years	0
55-64 years	2
65+	0
N/A	125
Answered	146
Skipped	0

Age of Person 6

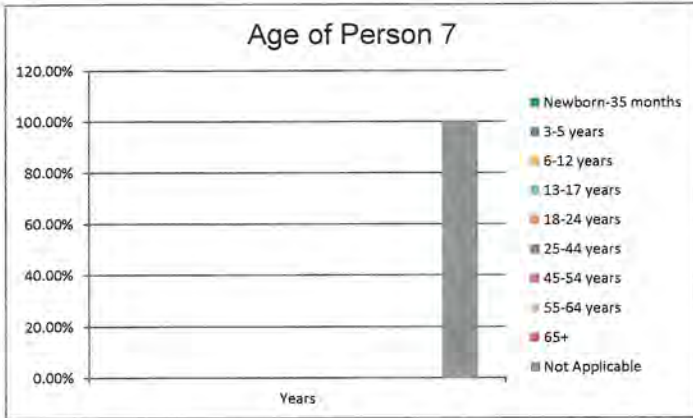
	Newborn-35 months	3-5 years	6-12 years	13-17 years	18-24 years
Years	2.05% 3	0.00% 0	0.00% 0	0.00% 0	0.00% 0



Answer Choices	Responses
0-35 months	3
3-5 years	0
6-12 years	0
13-17 years	0
18-24 years	0
25-44 years	0
45-54 years	0
55-64 years	0
65+	0
N/A	143
Answered	146
Skipped	0

Age of Person 7

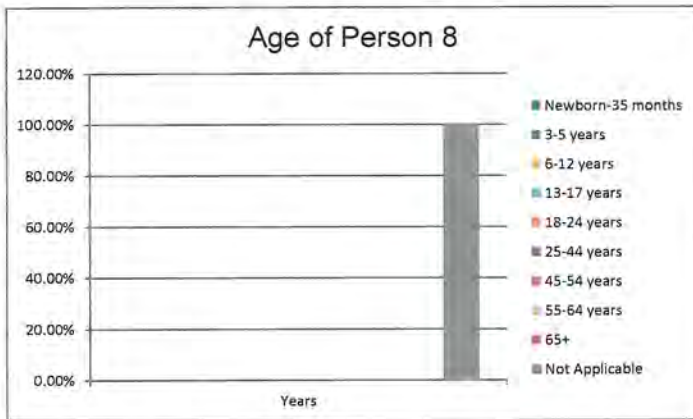
Years Newborn-35 months 0 3-5 years 0 6-12 years 0 13-17 years 0 18-24 years 0
 0.00% 0.00% 0.00% 0.00%



Answer Choices	Responses
0-35 months	0
3-5 years	0
6-12 years	0
13-17 years	0
18-24 years	0
25-44 years	0
45-54 years	0
55-64 years	0
65+	0
N/A	146
Answered	146
Skipped	0

Age of Person 8

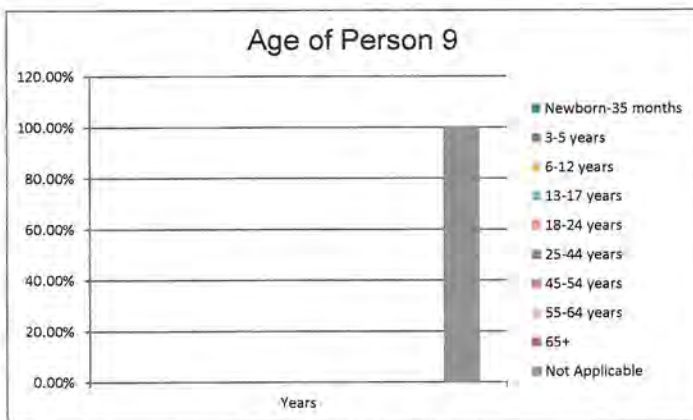
Years Newborn-35 months 0 3-5 years 0 6-12 years 0 13-17 years 0 18-24 years 0
 0.00% 0.00% 0.00% 0.00%



Answer Choices	Responses
0-35 months	0
3-5 years	0
6-12 years	0
13-17 years	0
18-24 years	0
25-44 years	0
45-54 years	0
55-64 years	0
65+	0
N/A	146
Answered	146
Skipped	0

Age of Person 9

Years Newborn-35 months 0 3-5 years 0 6-12 years 0 13-17 years 0 18-24 years 0
 0.00% 0.00% 0.00% 0.00%



Answer Choices	Responses
0-35 months	0
3-5 years	0
6-12 years	0
13-17 years	0
18-24 years	0
25-44 years	0
45-54 years	0
55-64 years	0
65+	0
N/A	146
Answered	146
Skipped	0

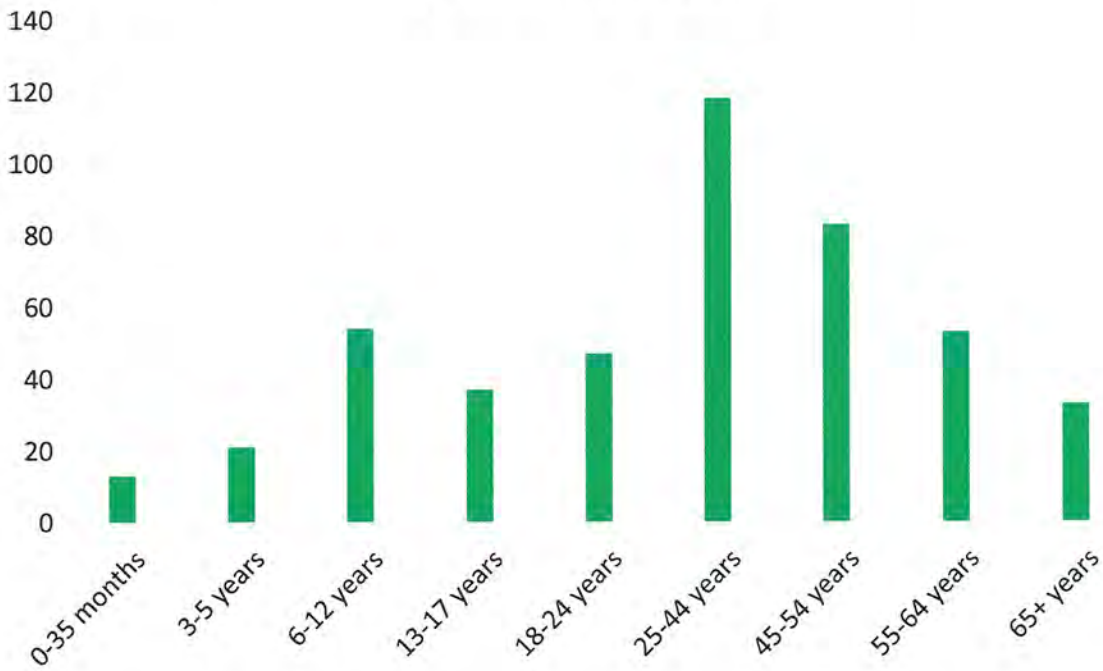
QUESTION #6 - TOTALS

Macoupin County Community Health Needs Assessment - 2024

What are the ages of the people who live in your household?

Answer Choices	Responses	
0-35 months	2.83%	13
3-5 years	4.58%	21
6-12 years	11.76%	54
13-17 years	8.06%	37
18-24 years	10.24%	47
25-44 years	25.71%	118
45-54 years	18.08%	83
55-64 years	11.55%	53
65+ years	7.19%	33
	Answered	459
	Skipped	0

What are the ages of the people who live in your household?

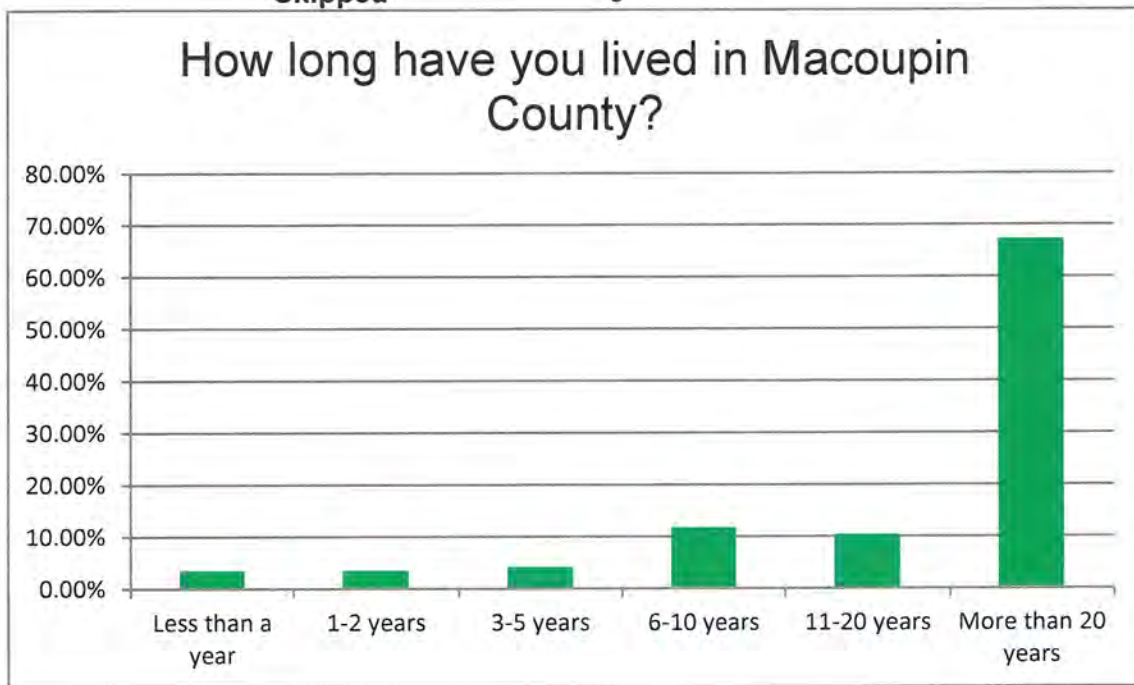


QUESTION #7

Macoupin County Community Health Needs Assessment - 2024

How long have you lived in Macoupin County?

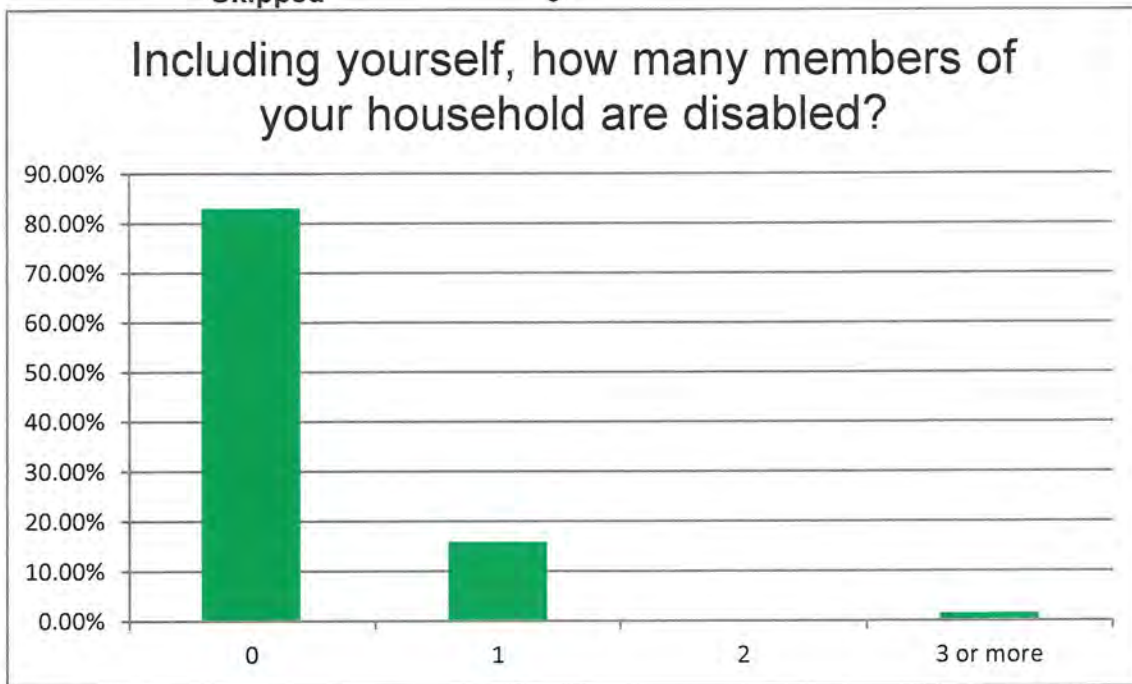
Answer Choices	Responses	
Less than a year	3.42%	5
1-2 years	3.42%	5
3-5 years	4.11%	6
6-10 years	11.64%	17
11-20 years	10.27%	15
More than 20 years	67.12%	98
Answered		146
Skipped		0



QUESTION #8

Macoupin County Community Health Needs Assessment - 2024
Including yourself, how many members of your household are disabled?

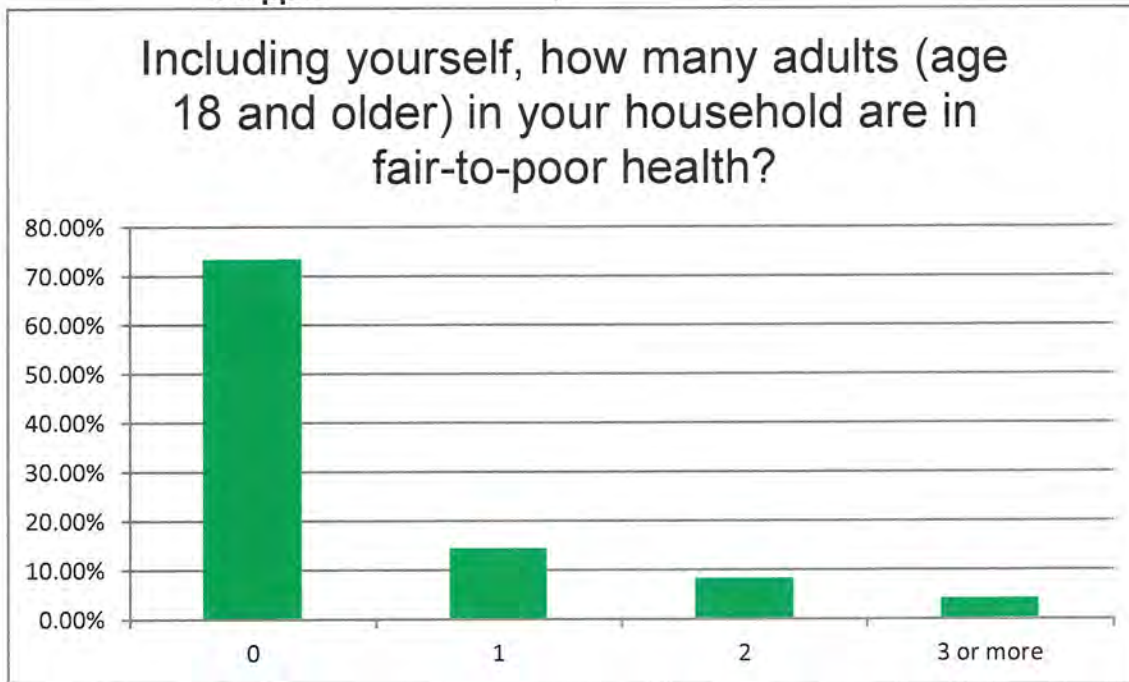
Answer Choices	Responses	
0	82.88%	121
1	15.75%	23
2	0.00%	0
3 or more	1.37%	2
Answered		146
Skipped		0



QUESTION #9

Macoupin County Community Health Needs Assessment - 2024
Including yourself, how many adults (age 18 and older) in your household are in fair-to-poor health?

Answer Choices	Responses	
0	73.29%	107
1	14.38%	21
2	8.22%	12
3 or more	4.11%	6
Answered		146
Skipped		0

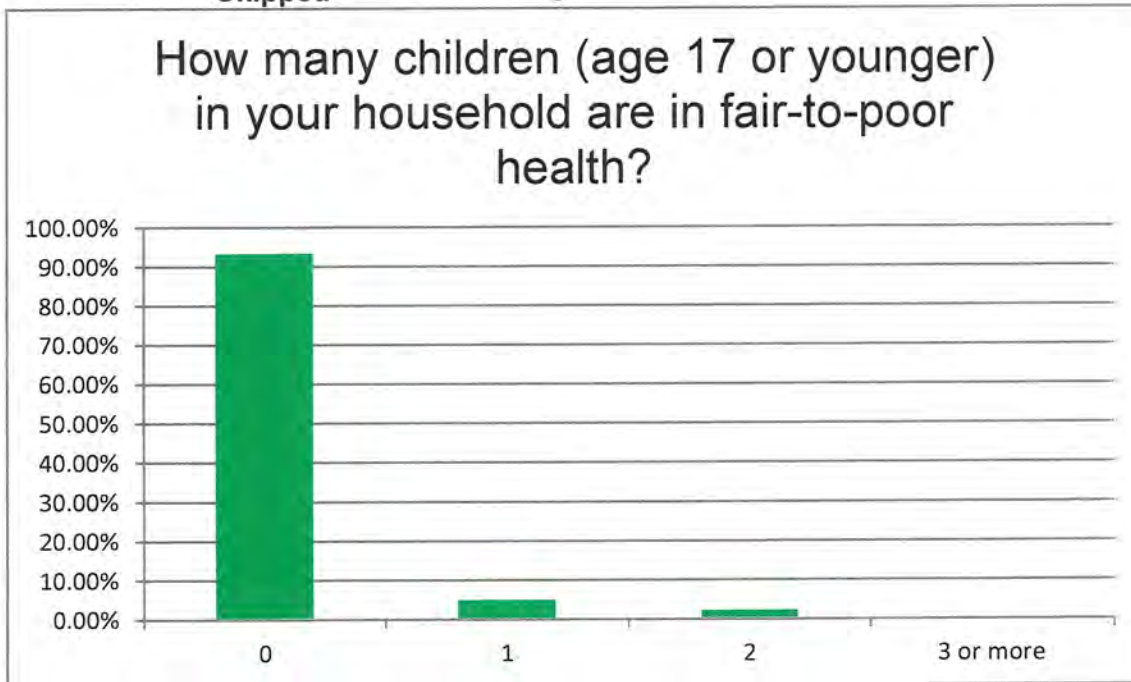


QUESTION #10

Macoupin County Community Health Needs Assessment - 2024

How many children (age 17 or younger) in your household are in fair-to-poor health?

Answer Choices	Responses	
0	93.15%	136
1	4.79%	7
2	2.05%	3
3 or more	0.00%	0
Answered		146
Skipped		0

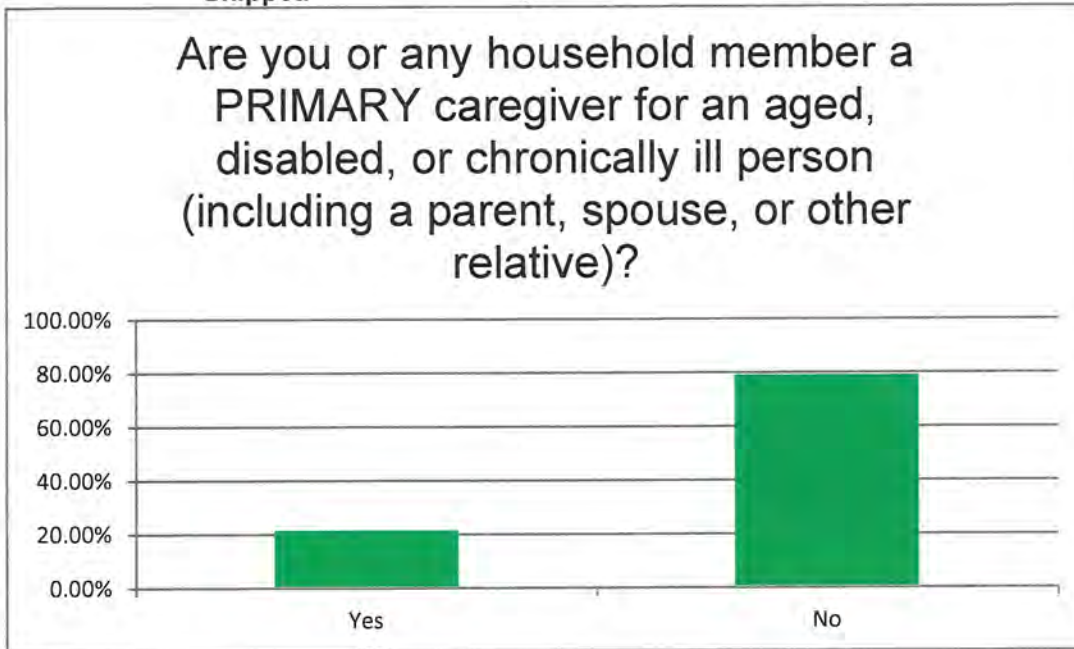


QUESTION #11

Macoupin County Community Health Needs Assessment - 2024

Are you or any household member a PRIMARY caregiver for an aged, disabled, or chronically ill person (including a parent, spouse, or other relative)?

Answer Choices	Responses	
Yes	21.23%	31
No	78.77%	115
Answered	146	
Skipped	0	

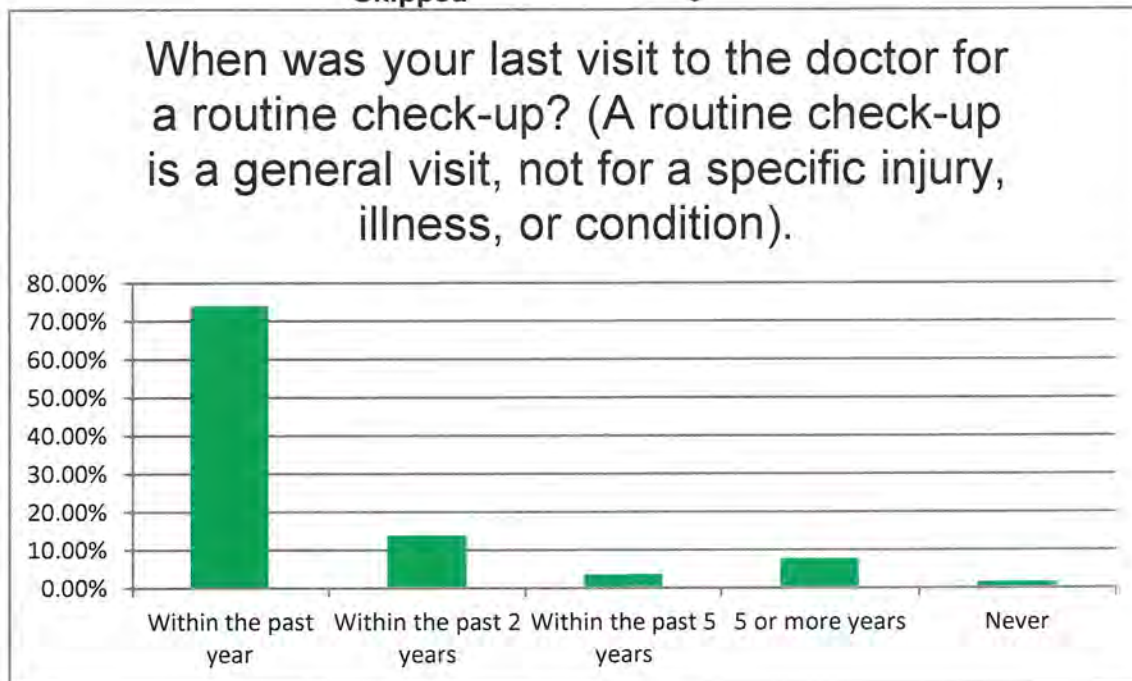


QUESTION #12

Macoupin County Community Health Needs Assessment - 2024

When was your last visit to the doctor for a routine check-up? (A routine check-up is a general visit, not for a specific injury, illness, or condition).

Answer Choices	Responses	
Within the past year	73.97%	108
Within the past 2 years	13.70%	20
Within the past 5 years	3.42%	5
5 or more years	7.53%	11
Never	1.37%	2
	Answered	146
	Skipped	0



QUESTION #13

Macoupin County Community Health Needs Assessment - 2024

If your last visit was more than two years ago, it is because you ...

Answer Choices	Responses	
Do not have a medical condition that requires care	10.27%	15
Do not routinely receive any health screenings	2.05%	3
Have scheduling conflicts	2.05%	3
Could not afford services	1.37%	2
Do not have or could not arrange transportation	0.68%	1
Have no insurance coverage	2.74%	4
Choose not to go	4.79%	7
Other (please explain)	2.74%	4
	Answered	39
	Skipped	0



Other (please explain)
 Money
 Doctors are quacks
 Went this year... see previous question.
 If I'm not sick, I don't go to the doctor

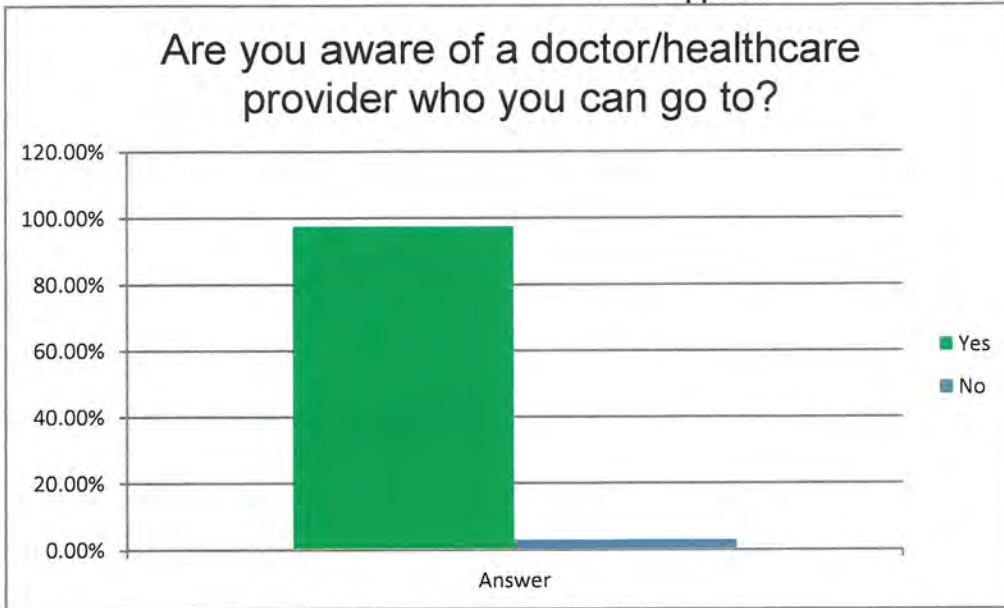
QUESTION #14

Macoupin County Community Health Needs Assessment - 2024

If you or a household member have a health care need:

Are you aware of a doctor/healthcare provider who you can go to?

	Yes	No	Total
Answer	97.26% 142	2.74% 4	146
Answered			146
Skipped			0



Are you aware of a dentist who you can go to?

	Yes	No	Total
Answer	90.41% 132	9.59% 14	146
Answered			146
Skipped			0



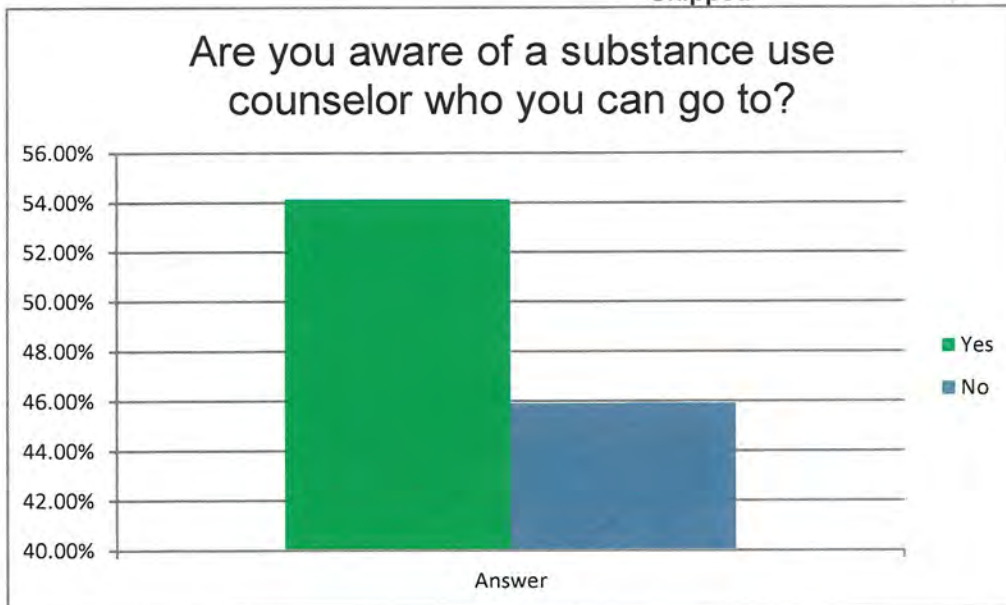
Are you aware of a mental health specialist who you can go to?

	Yes	No	Total
Answer	70.55% 103	29.45% 43	146
	Answered		146
	Skipped		0



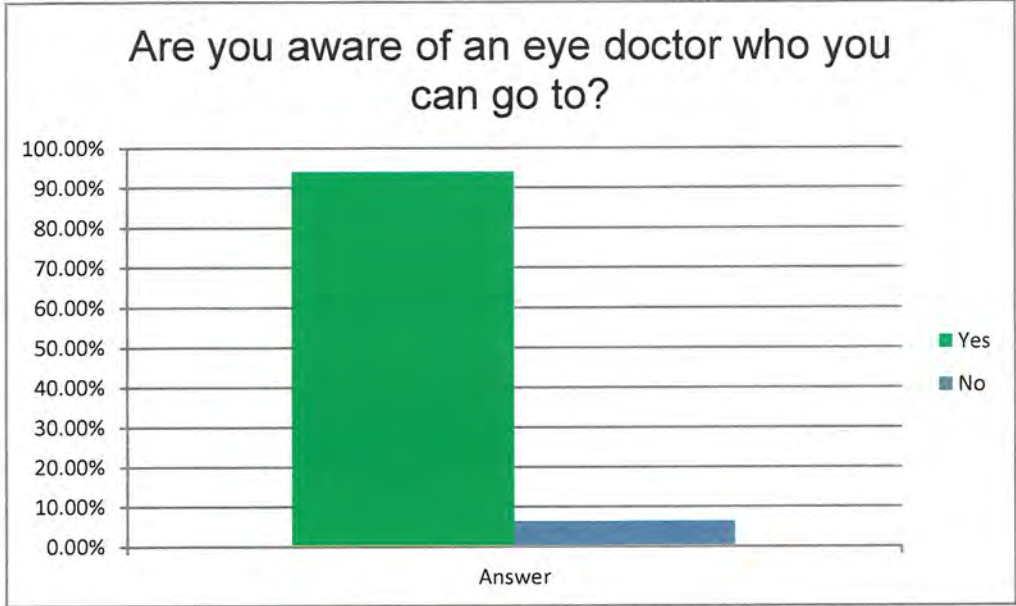
Are you aware of a substance use counselor who you can go to?

	Yes	No	Total
Answer	54.11% 79	45.89% 67	146
	Answered		146
	Skipped		0



Are you aware of an eye doctor who you can go to?

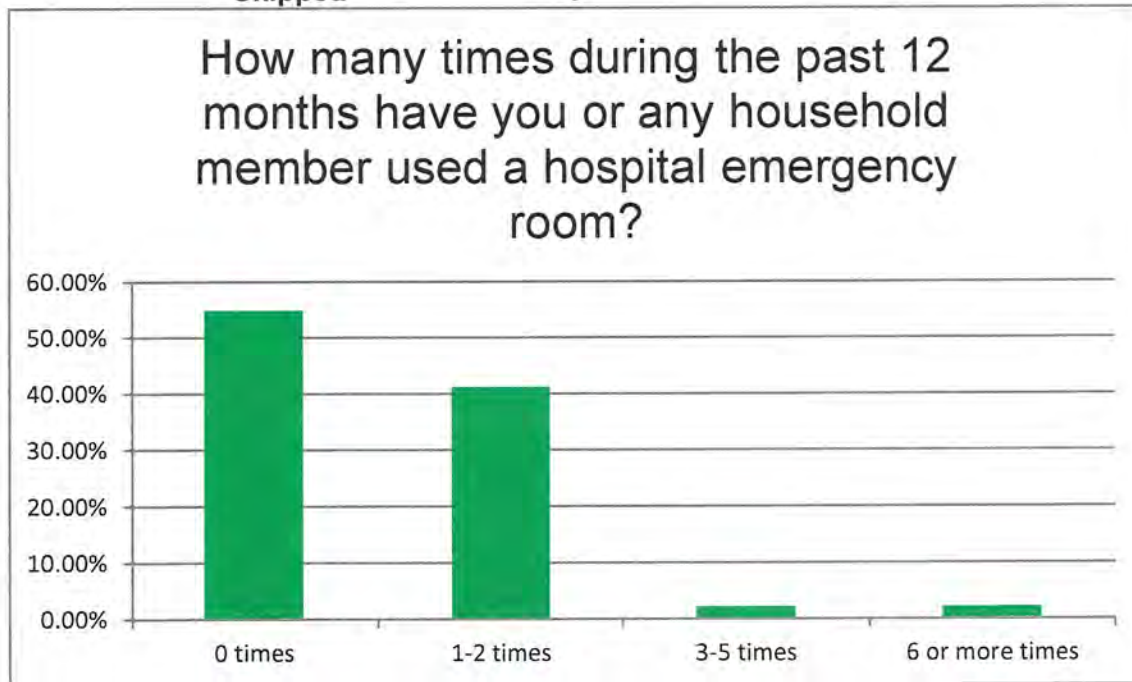
	Yes	No	Total
Answer	93.84% 137	6.16% 9	146
	Answered		146
	Skipped		0



QUESTION #15

Macoupin County Community Health Needs Assessment - 2024
How many times during the past 12 months have you or any household member used a hospital emergency room?

Answer Choices	Responses	
0 times	54.79%	80
1-2 times	41.10%	60
3-5 times	2.05%	3
6 or more times	2.05%	3
Answered		146
Skipped		0

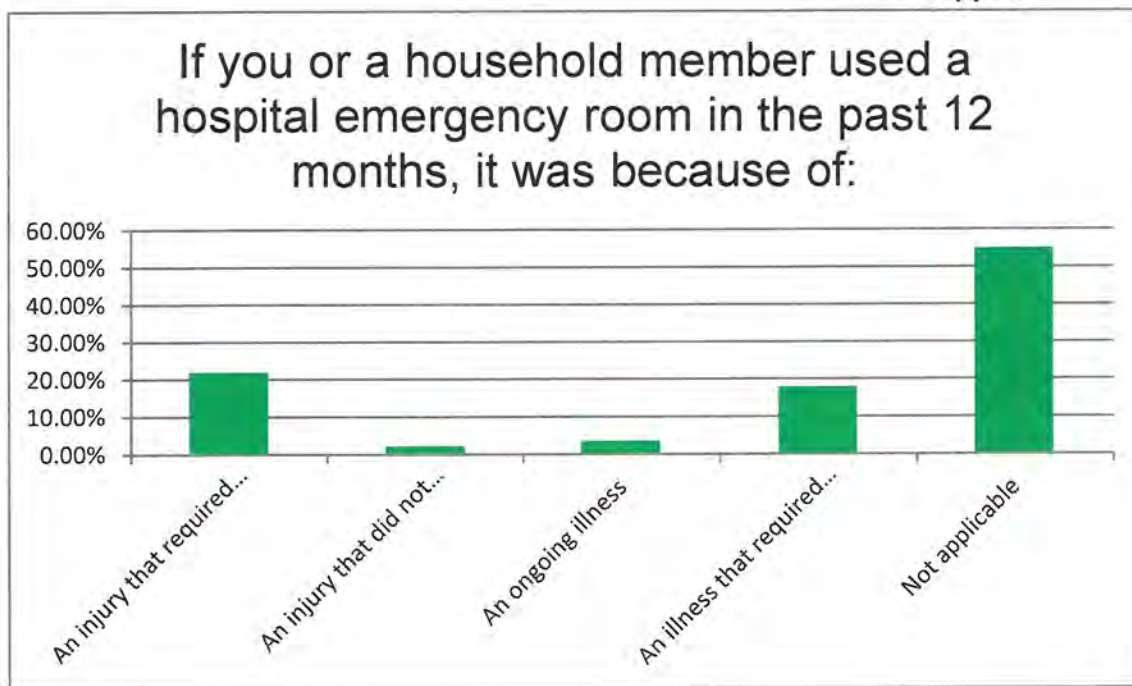


QUESTION #16

Macoupin County Community Health Needs Assessment - 2024

If you or a household member used a hospital emergency room in the past 12 months, it was because of:

Answer Choices	Responses	
An injury that required immediate attention	21.92%	32
An injury that did not require immediate attention but is was the most	2.05%	3
An ongoing illness	3.42%	5
An illness that required immediate attention	17.81%	26
Not applicable	54.79%	80
	Answered	146
	Skipped	0

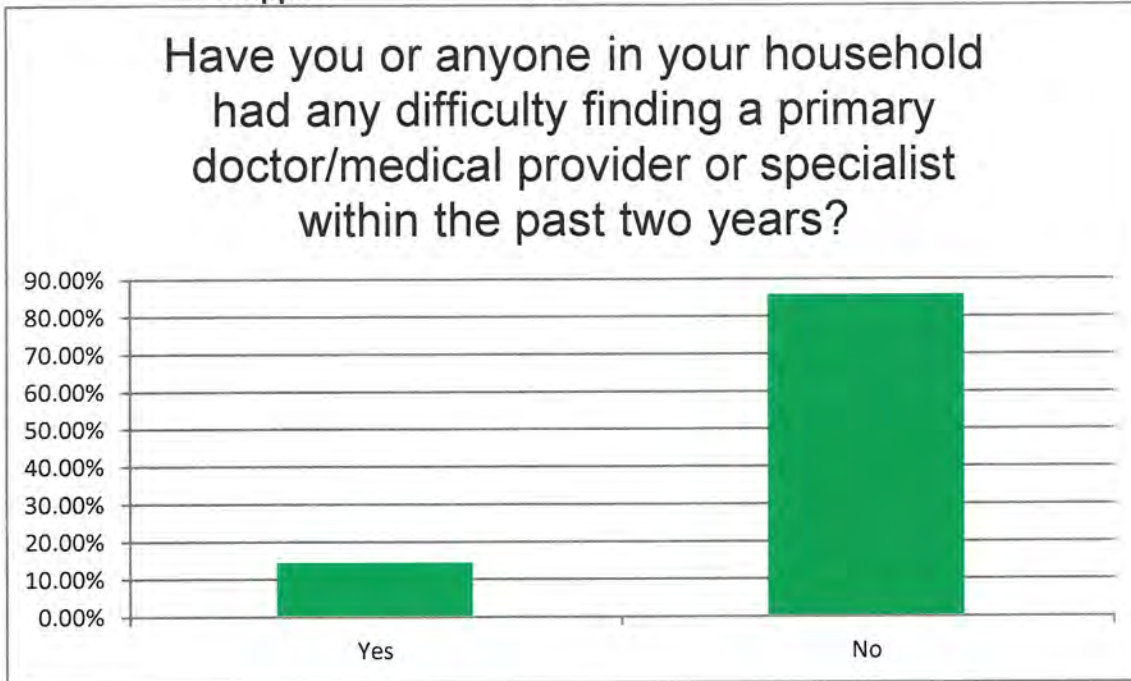


QUESTION #17

Macoupin County Community Health Needs Assessment - 2024

Have you or anyone in your household had any difficulty finding a primary doctor/medical provider or specialist within the past two years?

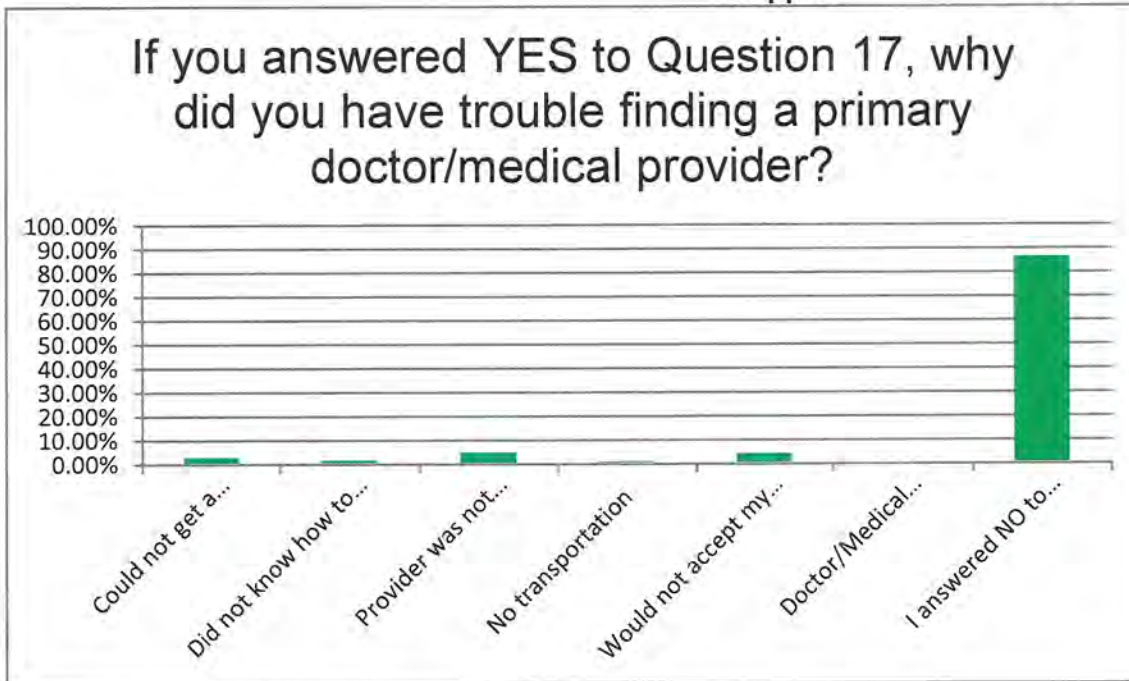
Answer Choices	Responses	
Yes	14.38%	21
No	85.62%	125
Answered		146
Skipped		0



QUESTION #18

Macoupin County Community Health Needs Assessment - 2024
If you answered YES to Question 17, why did you have trouble finding a primary doctor/medical provider?

Answer Choices	Responses	
Could not get a convenient appointment date/time	2.74%	4
Did not know how to get in contact with one	1.37%	2
Provider was not taking new patients	4.79%	7
No transportation	0.68%	1
Would not accept my insurance	4.11%	6
Doctor/Medical provider moved away/retired	0.00%	0
I answered NO to question 17	86.30%	126
	Answered	146
	Skipped	0

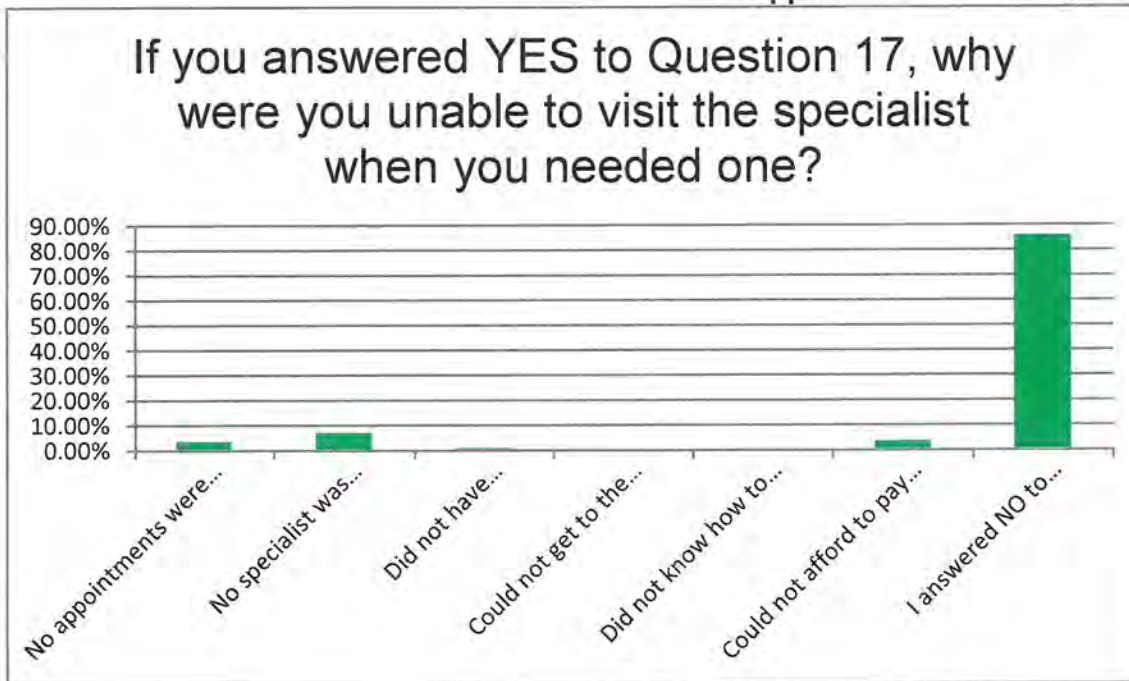


QUESTION #19

Macoupin County Community Health Needs Assessment - 2024

If you answered YES to Question 17, why were you unable to visit the specialist when you needed one?

Answer Choices	Responses	
No appointments were available	3.42%	5
No specialist was available in my area	6.85%	10
Did not have transportation to get to the office	0.68%	1
Could not get to the office while they were open	0.00%	0
Did not know how to find one	0.00%	0
Could not afford to pay for the visit	3.42%	5
I answered NO to question 17	85.62%	125
	Answered	146
	Skipped	0



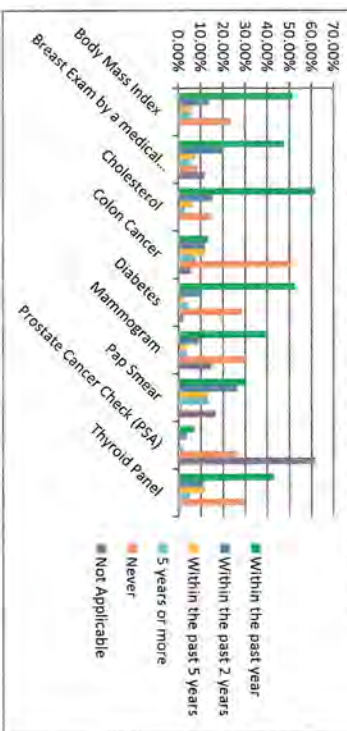
QUESTION #20

Macoupin County Community Health Needs Assessment - 2024

About how long has it been since you had the following tests/screenings done?

	Within the past year	Within the past 2 years	Within the past 5 years	5 years or more	Never	Not Applicable	Answered	Total
Body Mass Index	73	13.38%	19	5.63%	8	5.63%	33	142
Breast Exam by a medical provider	69	19.31%	28	7.59%	11	5.52%	12	145
Cholesterol	90	15.07%	22	6.16%	9	2.74%	21	146
Colon Cancer	19	11.72%	17	11.72%	17	7.59%	73	145
Diabetes	76	10.34%	15	2.76%	4	4.14%	41	145
Mammogram	57	8.97%	13	3.45%	5	3.45%	44	145
Pap Smear	44	26.21%	38	12.41%	18	13.10%	2	145
Prostate Cancer Check (PSA)	10	3.47%	5	0.00%	0	2.08%	37	144
Thyroid Panel	62	11.03%	16	11.72%	17	4.83%	42	145
							1	146
							0	0

About how long has it been since you had the following tests/screenings done?



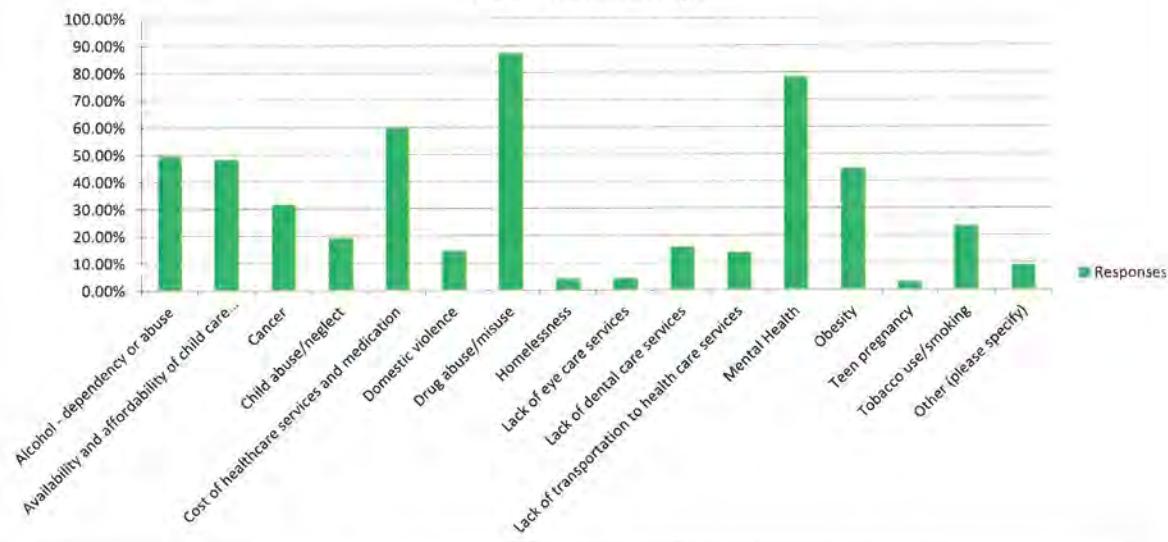
QUESTION #21

Macoupin County Community Health Needs Assessment - 2024

In your opinion, what are the five (5) most pressing health issues in your community?

Answer Choices	Responses
Alcohol - dependency or abuse	49.32% 72
Availability and affordability of child care services	47.95% 70
Cancer	31.51% 46
Child abuse/neglect	19.18% 28
Cost of healthcare services and medication	59.59% 87
Domestic violence	14.38% 21
Drug abuse/misuse	86.99% 127
Homelessness	4.11% 6
Lack of eye care services	4.11% 6
Lack of dental care services	15.75% 23
Lack of transportation to health care services	13.70% 20
Mental Health	78.08% 114
Obesity	44.52% 65
Teen pregnancy	2.74% 4
Tobacco use/smoking	23.29% 34
Other (please specify)	8.90% 13
Answered	146
Skipped	0

In your opinion, what are the five (5) most pressing health issues in your community?



Other (please specify)

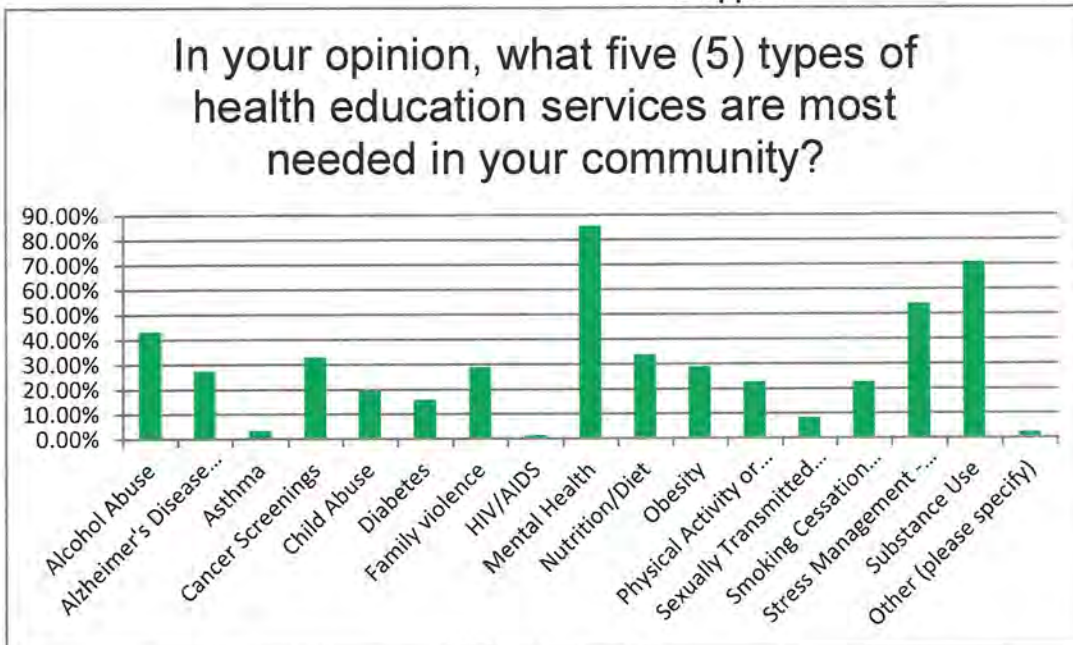
- Health department is all focused on south end of county
- Homelessness
- Adolescent/teen counseling
- Homelessness
- Homelessness
- Homelessness
- Homeless
- Water quality
- Dementia and heart disease
- adolescent depression/anxiety
- affordable housing
- Homelessness
- Foster Kids

QUESTION #22

Macoupin County Community Health Needs Assessment - 2024

In your opinion, what five (5) types of health education services are most needed in your community?

Answer Choices	Responses	
Alcohol Abuse	43.15%	63
Alzheimer's Disease and Other Types of Dementia	27.40%	40
Asthma	3.42%	5
Cancer Screenings	32.88%	48
Child Abuse	19.18%	28
Diabetes	15.75%	23
Family violence	28.77%	42
HIV/AIDS	1.37%	2
Mental Health	85.62%	125
Nutrition/Diet	33.56%	49
Obesity	28.77%	42
Physical Activity or Exercise	22.60%	33
Sexually Transmitted Diseases	8.22%	12
Smoking Cessation and/or Prevention	22.60%	33
Stress Management - Coping and Resiliency	54.11%	79
Substance Use	70.55%	103
Other (please specify)	2.05%	3
	Answered	146
	Skipped	0



Other (please specify)
 Women's health
 Heart disease
 adolescent depression/anxiety

Question #23

Macoupin County Community Health Needs Assessment - 2024

What health services or community services would you like to see Macoupin County Public Health Department provide?

Answered 146

Skipped 0

Responses

Focus on other areas besides litchfield (which is not even in Macoupin county) gilispie, mt olive and stuarton. b

Something to help with the growing homeless population.

Weight loss

Prescription availability

More preventative services for medical and mental health issues

Not sure. I don't use them

A Planned Parenthood affiliated office

Cancer screening

Sign language classes

Dietician. Meal prep. Mental health is a HUGE issue in our society as a whole. Why? Because parents aren't parenting!! I could go on and on about this.

Dental. It's difficult to get appointments at the maple and Morgan street clinics and no one else accepts Medicaid.

Dermatologist

Free health screenings

Dental care for low income families. Lots of families have special needs kids that require sedation. Travel to Chicago for care is not financially viable for them.

None

Women's health: Perimenopause and menopauseMen's health: PSA testing

Exercise routines for sedentary persons like range of motion, chair yoga maybe through 2-3 minute videos on social media.

ATC check

Question no 22 has a pretty good list of focus areas, but I would add Comprehensive community sex ed and pregnancy prevention, healthy lifestyle choices including how to grow your own food.

Continue the current programs

Better mental health access

More dentists

Groups that meet to discuss health issues. A grief support group. A walking group for support.

More mental health availability

Na

More recovery support especially in Staunton and the other small towns

More dental care

Continue with immunizations, dentistry. More vaccination clinics.

I go somewhere else

Not sure

Home Health Care or Supportive Health Care for the elderly—making sure meds are taken, giving showers/baths.

All of the above

More help for drug addiction

counseling, drug rehab, enforcement of trash ordinances, lead city/county collaborations

Unknown

N/a
 Standard telehealth appointments and gender training
 Access to telehealth options and better disability education. Domestic violence victim/survivor outreach programs.

Child Care
 Resources for homeless
 N/a
 More psychiatrists
 Caregiver and Grief Support
 N/A
 Don't know
 I'm not sure of what the county offers.
 We desperately need more mental health help and resources. I think a lot of our homeless would be off the streets if there was more mental health help available.
 ^ Even temporary housing stop letting insurance companies make our decisions. The companies work for us not the other way around
 NA
 Assistance with necessary utilities. People are living without water, sewer and power.
 Homelessness assistance
 Eye, ears and teeth. Dental is important because it helps one make a good first impression.
 Help with the increasing homeless population which seems to be largely a mental health issue. More services for drug addiction especially for our youth.
 Parenting support On site school counseling Drug prevention
 Autism services, therapy services
 Housing/shelters
 None
 I don't know
 ?
 I'd like to see the womens health clinic return
 More child care as in daycare for low income and private income paying families.
 I think the services provided by MCPHD are great!
 I would like to see these drugs addicts from coming into town and living in tents and camping out all over on people's property and stealing, using drugs all over.
 Something to deal with all the drug addiction
 more convenient
 Can't think of any
 I would like to see the continuation of dental services.
 I would like the dental services to stay around. They are very good.
 ?
 Swimming pool, CPR certification, free fitness membership, activities for kids, ie, a community center
 not sure
 Na
 Exercise.
 Na
 none
 Child Care
 Mental health, Family/marital counseling
 none
 ?

Cooking/canning classes/sewing
 More preventative services for health
 More for kids
 Mental health professionals working with police
 Counseling
 Actual education, not just "services"
 Na
 Stress management and substance abuse prevention
 Diabetes care
 Mental health, education.
 Mental health
 Nutrition
 Pediatric dental specialist
 Na
 Mental Health Therapy/Counseling/Help young people quit or not start vaping/smoking
 none
 We definitely need more substance abuse treatment facilities & specialists.
 Drug rehabilitation

Dementia awareness and help to Carers
 Information on the warning signs of diabetes and certain types of cancers, educational materials for pregnancy prevention and STDs, access to free contraceptive options,
 ^ free/low cost counseling services, information on the risks associated with vaping.
 What they provide now.
 Help to the homeless
 mental health
 n/a
 Getting tenants help with cleaning and taking care of their apartments.
 Classes for parents. Proper nutrition, anything to help new parents and parents of individuals with disabilities handle certain situations so they do not feel alone. Mental Awareness classes.
 Drug Addiction
 not sure
 assistance with affordable housing
 You provide a good amount of services.
 School Based Mental Health Counseling
 I personally believe that drug addiction is the most pressing health concern in our area. Any additional support in terms of drug abuse prevention/treatment options would be great.
 More mental health groups
 I think there should be more help provided to homeless people.
 n/a
 n/a
 nutrition
 None
 Rehabilitation for meth addiction. Too many running the streets.
 I like the mobile vaccination and sports physical clinic for students. I would like to see more of those instead of once a year.
 I think they do a great job as is.
 n/a
 Diabetes counseling

Childcare, substance prevention for kids, healthy relationships for kids:

Mental

Better dental care.

More child education programs.

Women's healthcare as a priority.

I would like MCPHD to offer substance use programs for the Youth. There are little to no programs for that age in this area.

A more diverse set of mental health providers.

Community marathon for suicide awareness/ mental health

Vision

We cover most services, but vision would be nice. We need overeating anonymous groups, stress management would be nice, drug and alcohol groups would be nice as well I know people who have gone to the "group meetings" only to find out they have not been meeting in years.

none

child daycaresenior citizen activities

eye doctor

Home health care

na

general

More activities for families to do together.

Childcare

NA

More services for aging adults. Health education and/or presentations on Alzheimer's disease and other types of dementia.

vision services

Question #24

Macoupin County Community Health Needs Assessment - 2024

What ideas or suggestions do you have for improving the overall health of the community?

Answered 146

Skipped 0

Responses

Tags

Set up a office in Virden or be done in north end of county a few days a week

Get serious about the drug use in the county. Clean up the rental houses and hold them to higher standards.

Community involvement

Closer facilities. Prescription availability in town.

Community wide clean up daysBring in more art and cultureLeverage our coal mining history to bring more tourists to Macoupin County

Not sure

Weekend hours

Use Staunton hospital for a clinic

N/a

Free support groups of various kinds

Dental help. The clinics are not keeping up with community needs.

None at this time

Diet and the quality of foods we put into our body be taught more in schools and make a foods class using fresh foods and

show how to cook normal meals from scratch.

More inclusive dental services. Crisis Mental health services, including stress management.

None

Program for overall health and/or annual health fair/event that includes local health and nutrition businesses and optional screenings, such as glucose, cholesterol, and hypertension.

Workshops to train other public services on how to provide activities for stress relief/basic mental health wellness.

Streamlined information of services on your website.

Y'all are do a great job-- so much with so little. Grateful for the push notifications on the app about weather concerns and boil order notices-- very helpful.

Would love to see that tool expanded. Communication within this community is something that feels like a real challenge.

Education to keep patients out of the ED as frequent fliers

Reducing the prevalence of drug abuse and improving family units

Getting dental care in a timely fashion

A walking group for the community!

Different hours for assistance. Many people have to work all day and it makes it very difficult to see a provider. People have to chose between being

seen by a provider or losing a days pay

Na

Having more peer support.

Low cost lab work

Getting primary care doctors into the area and specialists if possible - such as an ENT

Not sure

More advertising of services I can't think of anything.

None

Access to affordable health care for uninsured people. address gaming/illegal substance connections throughout the county

None

N/A

Less harassment of those choosing to wear masks. Masks protect Those who are more vulnerable and shaming those who try to protect others ends up harming those in need.

Incentives for outdoor exercise/ more paths / less harassment for those wearing masks

Stop the drug abuse. Which would help with the homeless.

Resources for homeless

n/a

More nonalcoholic events for young people.

More community events, and not just at county seat

N/A

Don't know

Get the community some help instead of helping them get the substances

Get rid of insurance companies. It's a racket.

NA

Ability to get regular health screening

Expand care providers at Maple Street Clinic. Add a walk-in clinic in Bend.

The overall health of this community I think relies on your parks and park district. After that, the health dept needs to be more visible w reduced or free vaccinations and health screenings for those in need.

Jobs that could replace the coal mine jobs- some industry. Some way to actively improve the homeless situation. I don't know what that is exactly. I think it's mostly mental health.

Outreach for health and wellness

There is a large and visible drug problem in our community. It would also be good to have public walkways or other public exercise availability in our community.

Educating Community of all your services you provide at events all over the county.

None

None

?

Low cost mobile well checks

allowing better transportation to get people in the community to and from appointments and more programs to help people get away from drugs and alcohol addictions.

I think people need to know about opportunities for help with substance abuse

We need to get these drugs addicts off the streets that are living in tents, stealing from people and using drugs all over.

Getting rid of the drugs

open service to ALL that need it

Can't think of any

I would like to see the obesity problem be handled. I think diets need to be improved.

I think obesity is a major problem for the community and the country as a whole. I think that issue should be addressed.

?

Free and local fitness center in each town, paved sidewalks and paved walking/bike trails
not sure

Na

Meetings

Na

none

Child Care

n/a

none

?

More farmers markets with affordable fresh homegrown food. Assistance/instructions on setting up small gardens free or cheap programs/incentives/groups for improving health

Fresh foods available and water

Printing ads in the newspapers and making social media posts raising awareness of the dangers that consuming too much sugar, and alcohol, and processed foods, and how it effects our physical and mental health.

Keep trying to do your best. Do needs assessment annually.

Set up more pop up events to educate the community on. Health issues

Na

Make it easier and more socially acceptable to get help

More accessible hours

Screenings accessible, help for substance abuses, youth programs, making more rentals accessible

None

Child care options

None

Na

Good nutrition adviceEducation about everything from taxes to health insurance

none

Substance abuse awareness programs & help for family members who deal with someone who is a substance abuser.

Drug rehabilitation center

Walking paths--contests for getting active

Health expos at schools/churches/ community centers. Free cancer screenings, free STD screenings, access to outreach programs for at risk youths (big brothers/big sisters), art therapy at The MAC. Fun runs sponsored by the county. Public gardens, with access to fresh locally grown produce.

None

Provides services to the the homeless/roamers

quit selling vapes

n/a

Neighborhood watches to help eliminate the crime being experienced, harder sentencing for criminals that are using/making meth.

None

Assistance with adolescent anxiety/depression

more information and programs to help families know what is available

more timely access to dental services.
None at this time.
Transportation and education are two of the main obstacles in our community to accessing health care.
I do not have any specific suggestions.
Affordable health care
Find a way to actually reach people and make them listen. Most people let lectures go in one ear and out the other.
na/
n/a
n/a
None
Stop pushing unnecessary vaccinations.
More access to cheaper prescriptions
Affordable and accessible child care is a major need.
n/a
Mental health help
None
Safety
Na
Improve the number of providers who serve the underserved
Daycare that is affordable.
Making transportation more accessible and to those in need.
Going into communities to discuss healthy nutrition and exercise practices.
Community movie night, game night, bingo community, arts and crafts community
No ideas at this time
The community needs to want to change but have services available to help those who want help.
none
i don't
better/ healthier food options to eat out at restaurants
Medicare for all. Nationalize healthcare, insurance, pharma.
na
less drugs
Offer free exercise classes
Finding ways to stop the stigma on treating mental health.
NA
Continue to fight substance use. It is rampant in our communities and is ruining individuals and families. Fix up the community parks. Many of them have old playground...
^ equipment that needs replaced. The grounds are in bad shape. Young families need clean community parks that have nice equipment to take their children to.
advertise more of what we do at each location

QUESTION #25

Macoupin County Community Health Needs Assessment - 2024

During the past 12 months, have you received a flu shot?

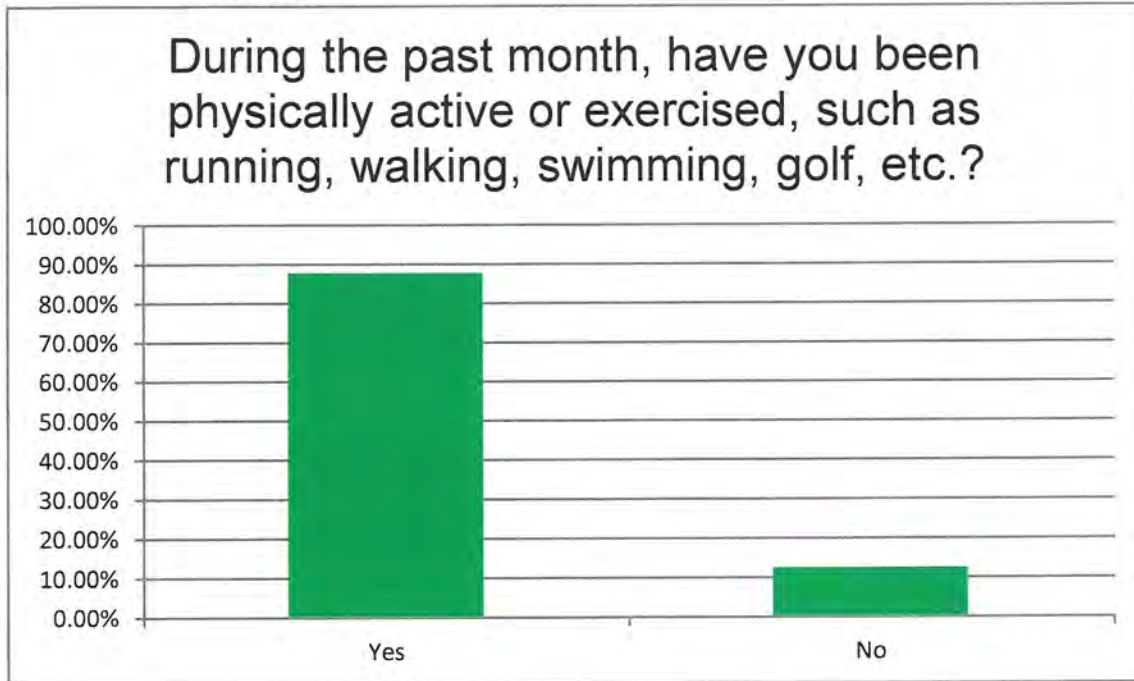
Answer Choices	Responses	
Yes	51.37%	75
No	48.63%	71
Answered		146
Skipped		0



QUESTION #26

Macoupin County Community Health Needs Assessment - 2024
During the past month, have you been physically active or exercised, such as running, walking, swimming, golf, etc.?

Answer Choices	Responses	
Yes	87.67%	128
No	12.33%	18
	Answered	146
	Skipped	0

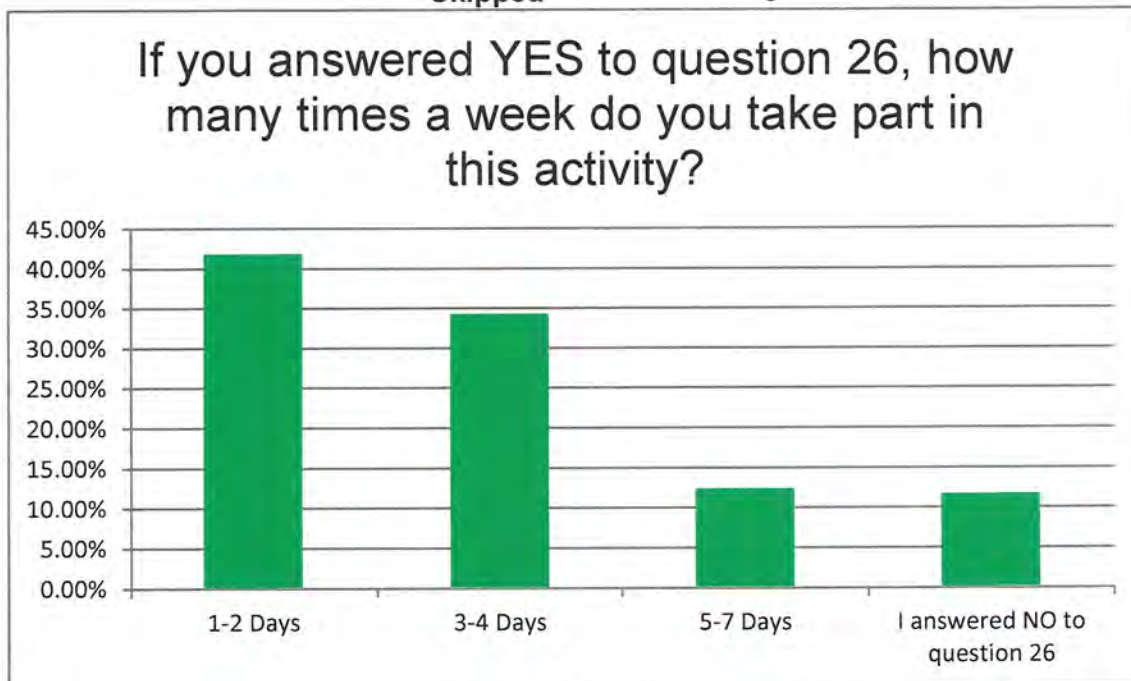


QUESTION #27

Macoupin County Community Health Needs Assessment - 2024

If you answered YES to question 26, how many times a week do you take part in this activity?

Answer Choices	Responses	
1-2 Days	41.78%	61
3-4 Days	34.25%	50
5-7 Days	12.33%	18
I answered NO to question 26	11.64%	17
Answered		146
Skipped		0

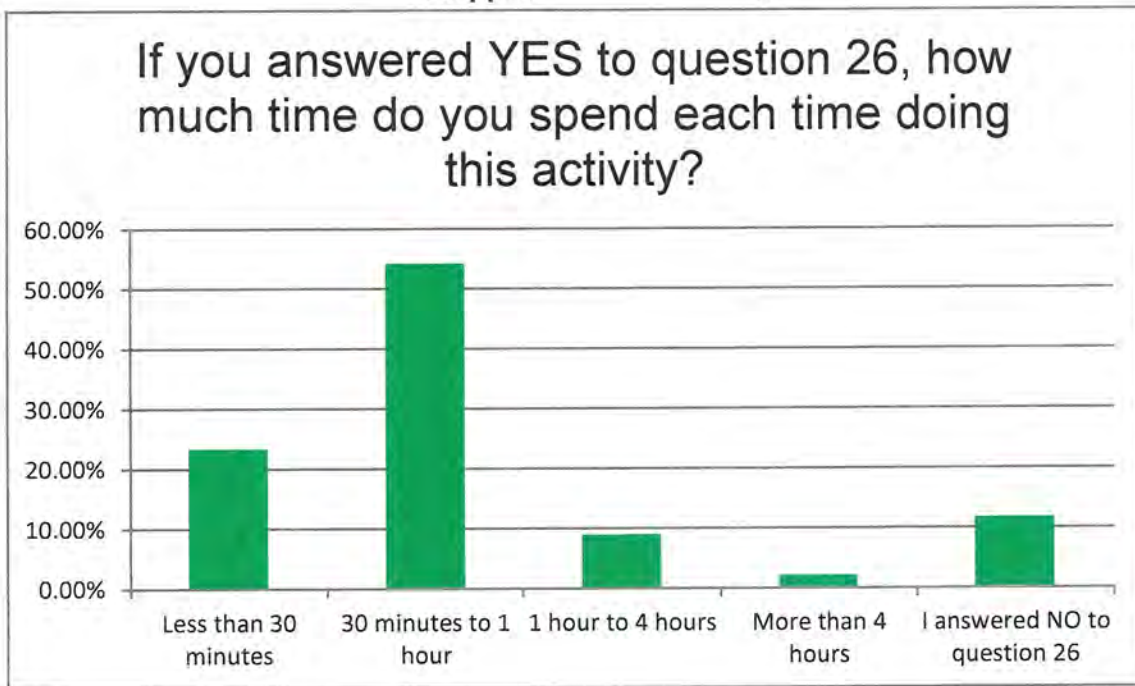


QUESTION #28

Macoupin County Community Health Needs Assessment - 2024

If you answered YES to question 26, how much time do you spend each time doing this activity?

Answer Choices	Responses	
Less than 30 minutes	23.29%	34
30 minutes to 1 hour	54.11%	79
1 hour to 4 hours	8.90%	13
More than 4 hours	2.05%	3
I answered NO to question 26	11.64%	17
Answered		146
Skipped		0

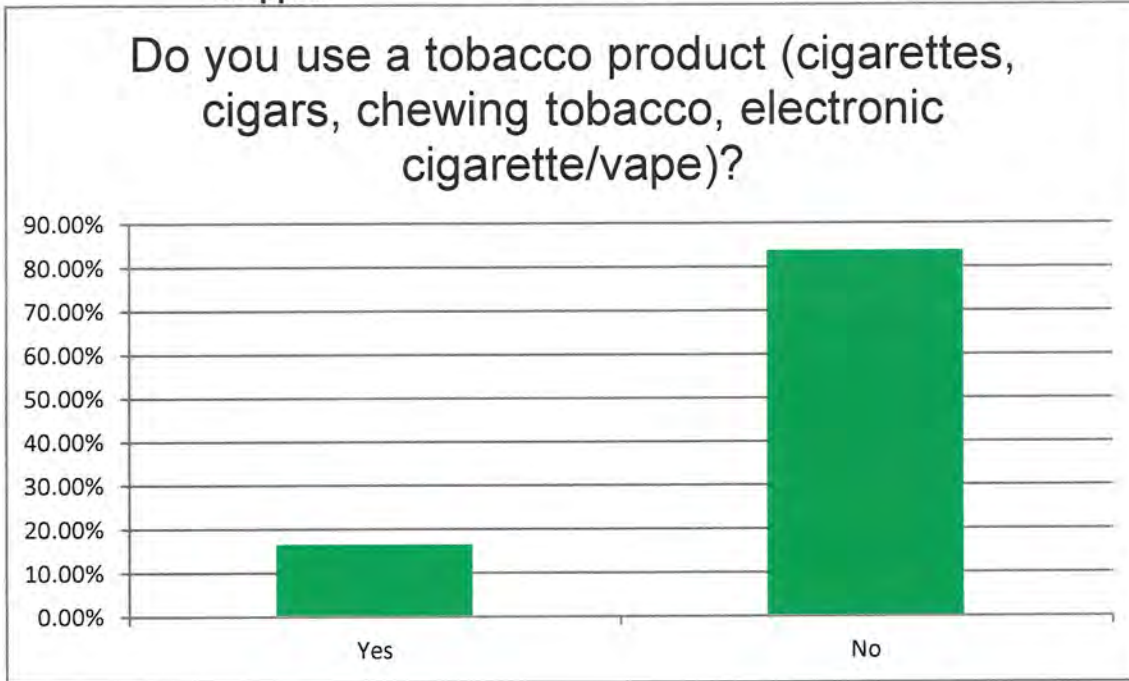


QUESTION #29

Macoupin County Community Health Needs Assessment - 2024

Do you use a tobacco product (cigarettes, cigars, chewing tobacco, electronic cigarette/vape)?

Answer Choices	Responses	
Yes	16.44%	24
No	83.56%	122
Answered	146	
Skipped	0	



QUESTION #30

Macoupin County Community Health Needs Assessment - 2024

If you answered YES to question 29, how much on average per day?

If you answered NO to question 29, type N/A.

Answered 146

Skipped 0

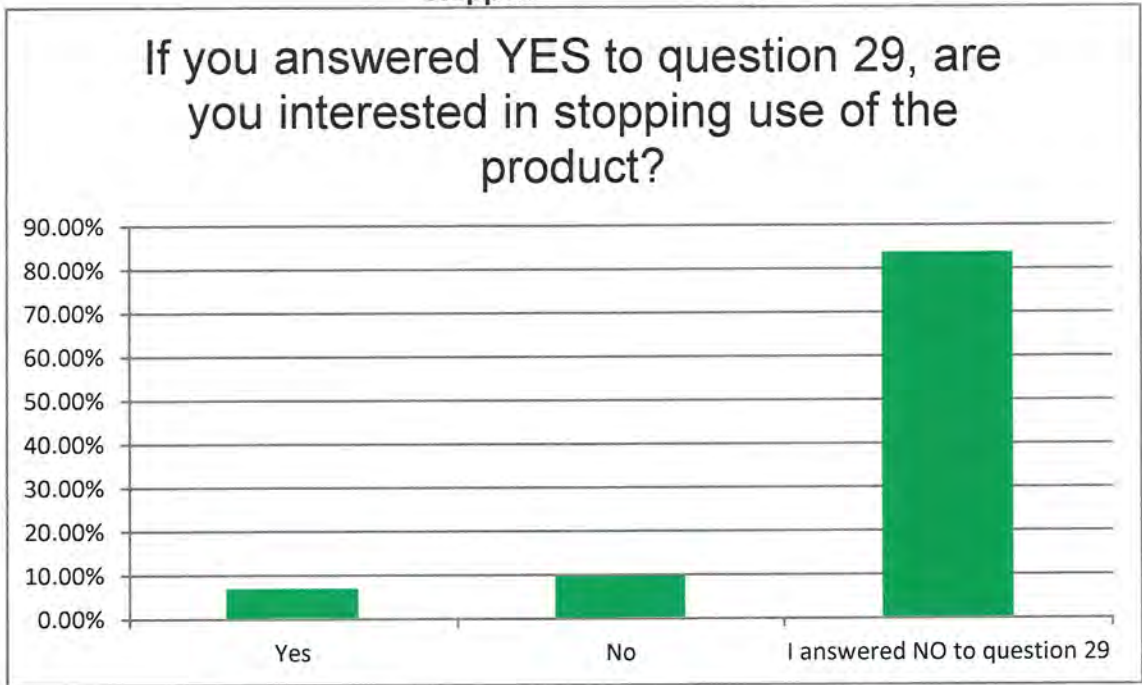
- Half pack
- 10
- Vape daily
- Vape
- 10
- 1 pack
- A lot
- Once a week
- 1/2
- Chew
- Vape 1/2 pod a day
- 1 pack per day
- A pack
- 2 cigarettes per day average
- 1/2 pack
- Vape daily
- Cigars, periodically
- Not daily
- All day long
- Less than half a pack of cigs a day
- Pack per day
- On average 60 puffs/day
- 10
- 7

QUESTION #31

Macoupin County Community Health Needs Assessment - 2024

If you answered YES to question 29, are you interested in stopping use of the product?

Answer Choices	Responses	
Yes	6.85%	10
No	9.59%	14
I answered NO to question 29	83.56%	122
Answered		146
Skipped		0

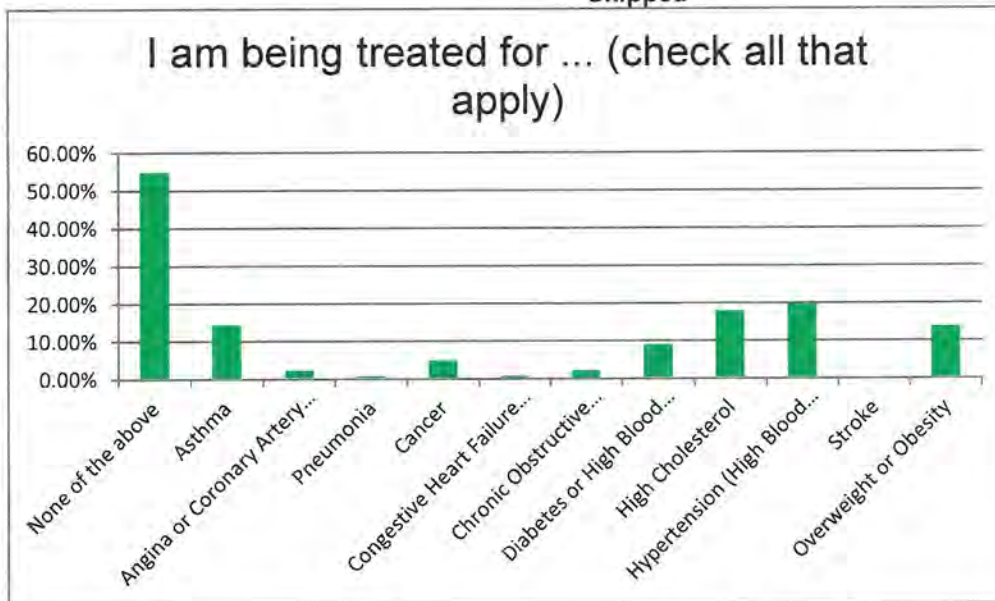


QUESTION #32

Macoupin County Community Health Needs Assessment - 2024

I am being treated for ... (check all that apply)

Answer Choices	Responses	
None of the above	54.79%	80
Asthma	14.38%	21
Angina or Coronary Artery Disease	2.05%	3
Pneumonia	0.68%	1
Cancer	4.79%	7
Congestive Heart Failure (CHF)	0.68%	1
Chronic Obstructive Pulmonary Disease (COPD)	2.05%	3
Diabetes or High Blood Sugar	8.90%	13
High Cholesterol	17.81%	26
Hypertension (High Blood Pressure)	19.86%	29
Stroke	0.00%	0
Overweight or Obesity	13.70%	20
Other (please specify)		9
	Answered	146
	Skipped	0



Other (please specify)

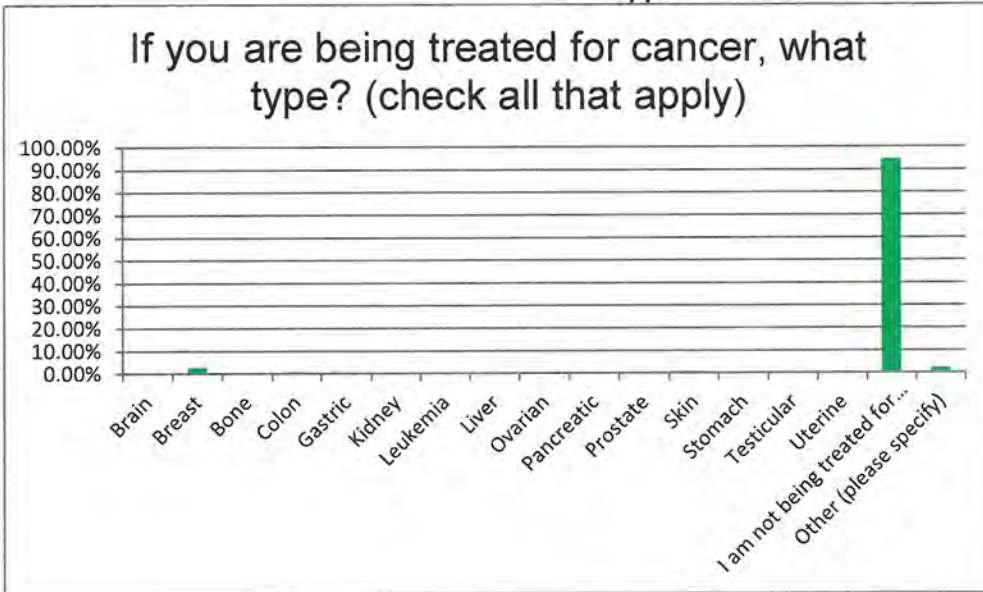
- I have diebetics
- Pre-diabetes
- Anxiety and depression
- Hypothyroidism
- Add
- Hypothyroid
- Thyroid disease
- Low BP/POTS and ITP
- I am still overwiegth but had weightloss surgery

QUESTION #33

Macoupin County Community Health Needs Assessment - 2024

If you are being treated for cancer, what type? (check all that apply)

Answer Choices	Responses	
Brain	0.00%	0
Breast	2.74%	4
Bone	0.00%	0
Colon	0.68%	1
Gastric	0.00%	0
Kidney	0.00%	0
Leukemia	0.00%	0
Liver	0.00%	0
Ovarian	0.00%	0
Pancreatic	0.00%	0
Prostate	0.00%	0
Skin	0.68%	1
Stomach	0.00%	0
Testicular	0.00%	0
Uterine	0.68%	1
I am not being treated for any type of cancer	94.52%	138
Other (please specify)	2.05%	3
	Answered	146
	Skipped	0



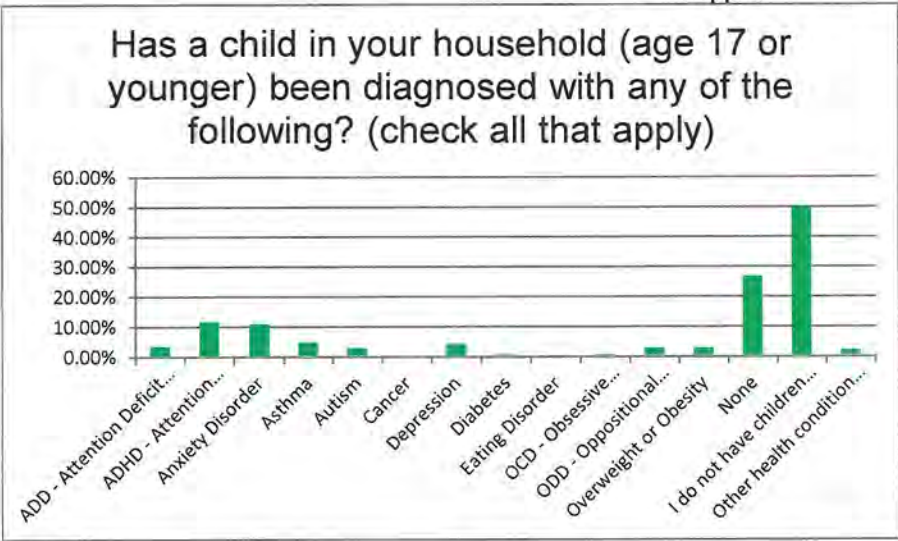
Other (please specify)
 I had colon cancer
 Small cell lung cancer
 Cervical

QUESTION #34

Macoupin County Community Health Needs Assessment - 2024

**Has a child in your household (age 17 or younger) been diagnosed with any of the following?
(check all that apply)**

Answer Choices	Responses	
ADD - Attention Deficit Disorder	3.42%	5
ADHD - Attention Deficit/Hyperactivity Disorder	11.64%	17
Anxiety Disorder	10.96%	16
Asthma	4.79%	7
Autism	2.74%	4
Cancer	0.00%	0
Depression	4.11%	6
Diabetes	0.68%	1
Eating Disorder	0.00%	0
OCD - Obsessive Compulsive Disorder	0.68%	1
ODD - Oppositional Defiant Disorder	2.74%	4
Overweight or Obesity	2.74%	4
None	26.71%	39
I do not have children age 17 or younger in my household	50.00%	73
Other health condition (please specify)	2.05%	3
		146
		0



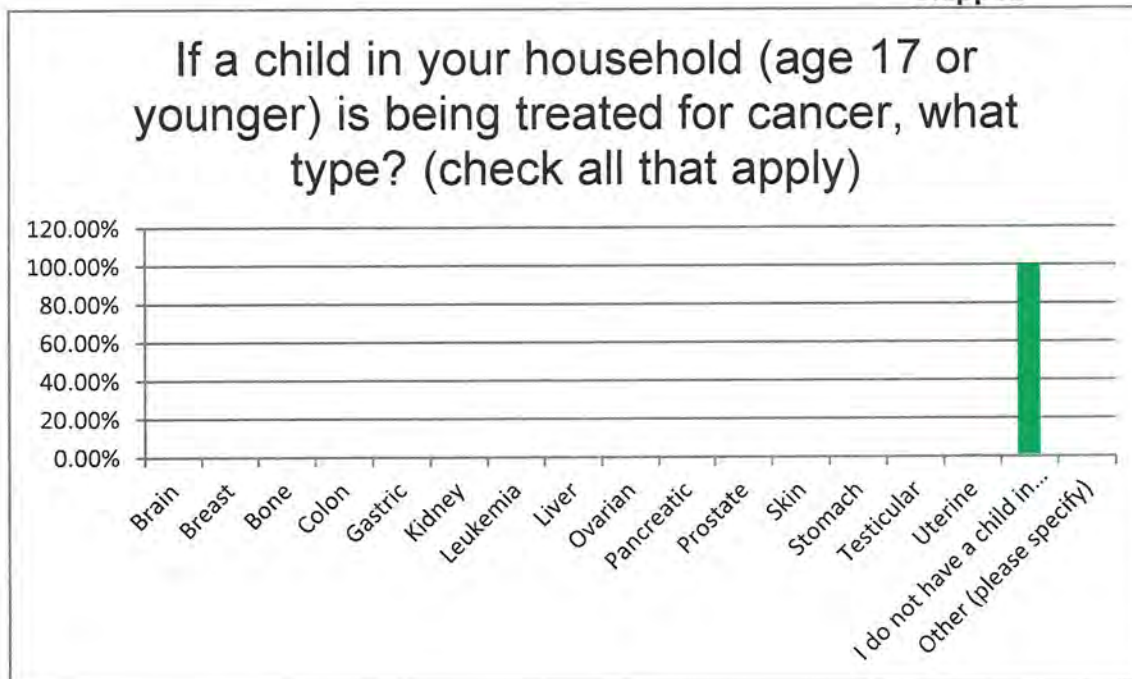
Other health condition (please specify)
 Cholesteatoma & Hearing loss
 Chronic nerve pain stemming from a viral infection.
 Tetrolgy of Fallot

QUESTION #35

Macoupin County Community Health Needs Assessment - 2024

If a child in your household (age 17 or younger) is being treated for cancer, what type? (check all that apply)

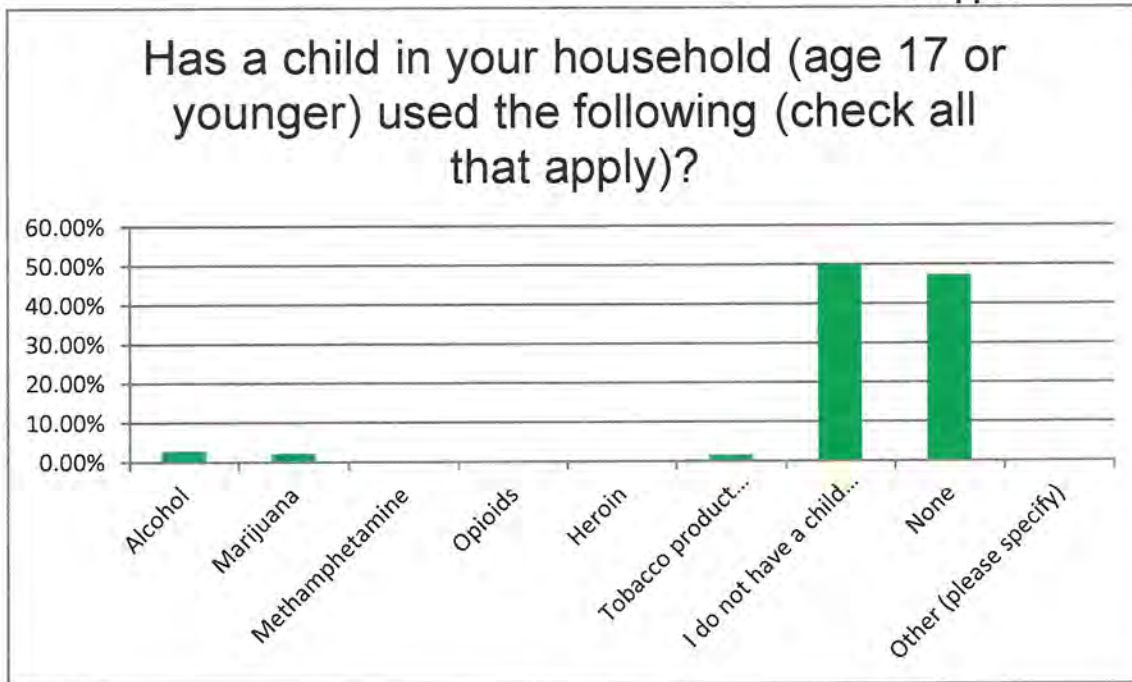
Answer Choices	Responses	
Brain	0.00%	0
Breast	0.00%	0
Bone	0.00%	0
Colon	0.00%	0
Gastric	0.00%	0
Kidney	0.00%	0
Leukemia	0.00%	0
Liver	0.00%	0
Ovarian	0.00%	0
Pancreatic	0.00%	0
Prostate	0.00%	0
Skin	0.00%	0
Stomach	0.00%	0
Testicular	0.00%	0
Uterine	0.68%	1
I do not have a child in my household being treated for any type of ca	100.00%	146
Other (please specify)	0.00%	0
	Answered	146
	Skipped	0



QUESTION #36

Macoupin County Community Health Needs Assessment - 2024
Has a child in your household (age 17 or younger) used the following (check all that apply)?

Answer Choices	Responses	
Alcohol	2.74%	4
Marijuana	2.05%	3
Methamphetamine	0.00%	0
Opioids	0.00%	0
Heroin	0.00%	0
Tobacco product (cigarette, cigar, e-cigarette/vape, chewing tobacco)	1.37%	2
I do not have a child age 17 or younger in my household	50.00%	73
None	47.26%	69
Other (please specify)	0.00%	0
	Answered	146
	Skipped	0

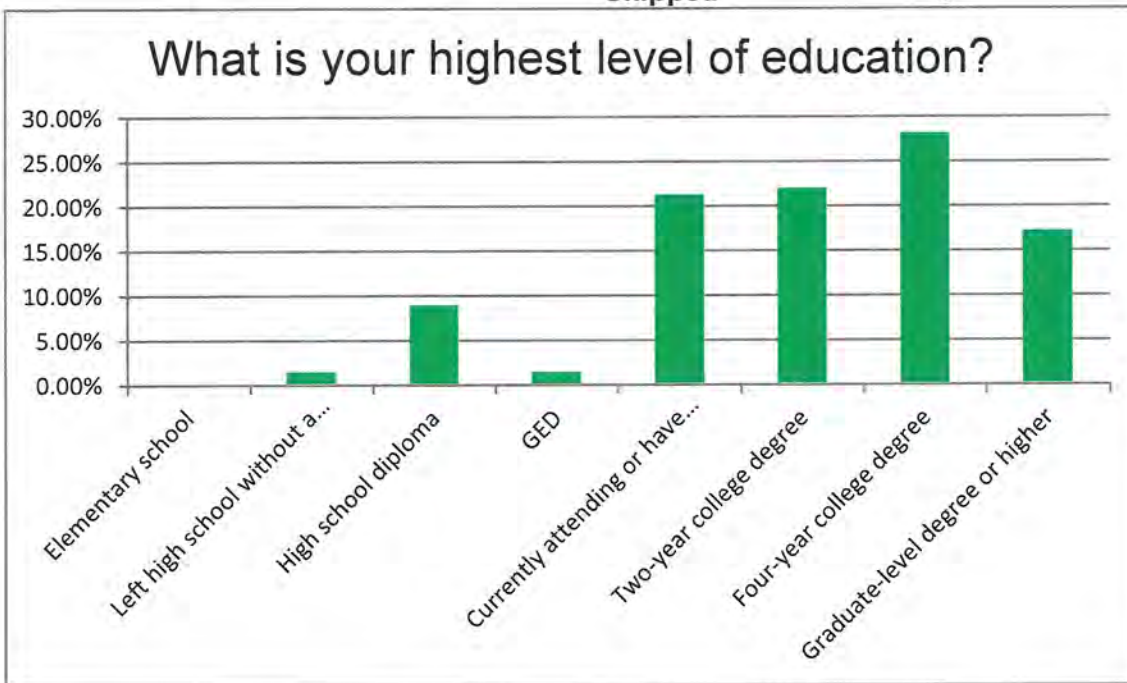


QUESTION #37

Macoupin County Community Health Needs Assessment - 2024

What is your highest level of education?

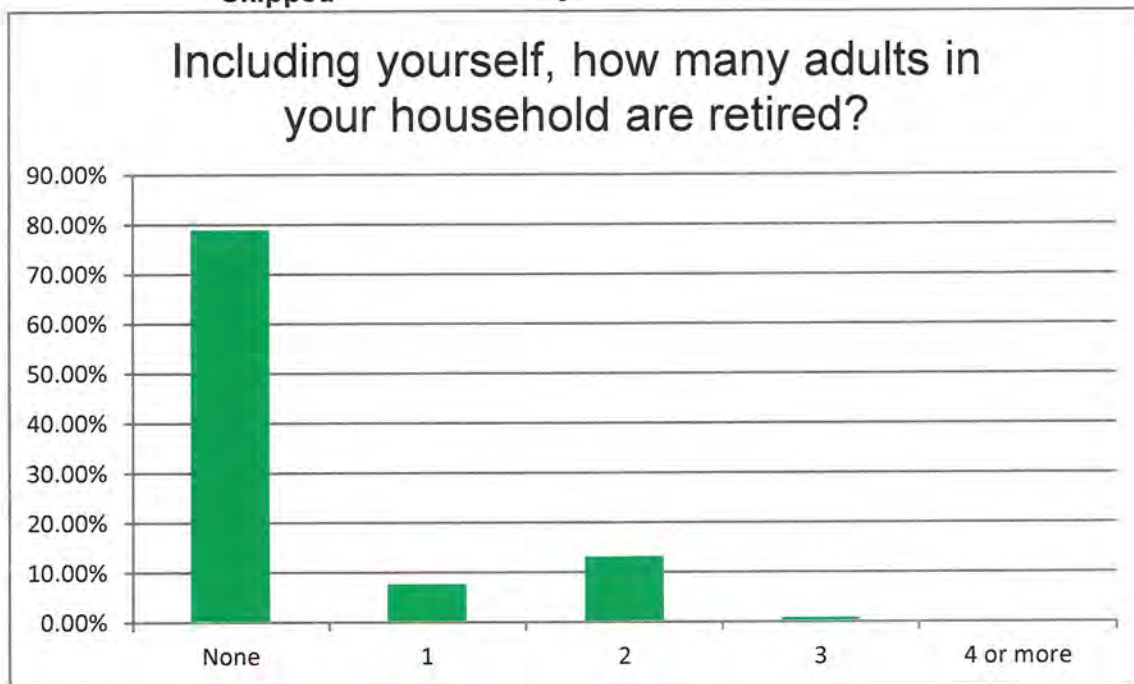
Answer Choices	Responses	
Elementary school	0.00%	0
Left high school without a diploma	1.37%	2
High school diploma	8.90%	13
GED	1.37%	2
Currently attending or have some college	21.23%	31
Two-year college degree	21.92%	32
Four-year college degree	28.08%	41
Graduate-level degree or higher	17.12%	25
Answered		146
Skipped		0



QUESTION #38

Macoupin County Community Health Needs Assessment - 2024
Including yourself, how many adults in your household are retired?

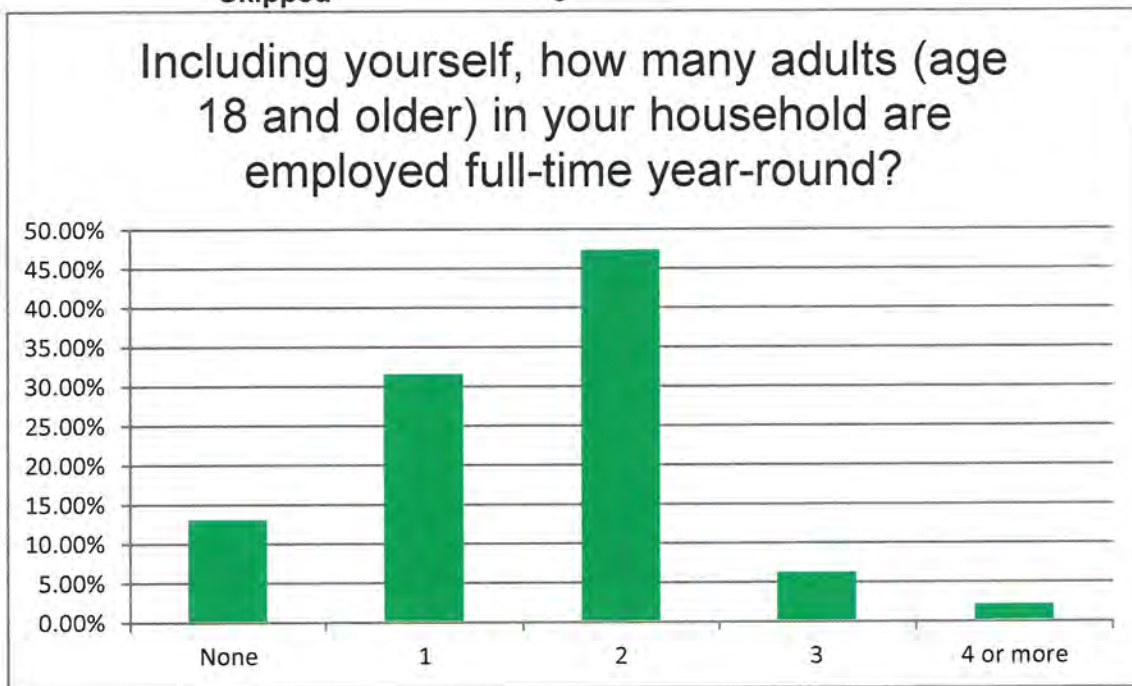
Answer Choices	Responses	
None	78.77%	115
1	7.53%	11
2	13.01%	19
3	0.68%	1
4 or more	0.00%	0
	Answered	146
	Skipped	0



QUESTION #39

Macoupin County Community Health Needs Assessment - 2024
Including yourself, how many adults (age 18 and older) in your household are employed full-time year-round?

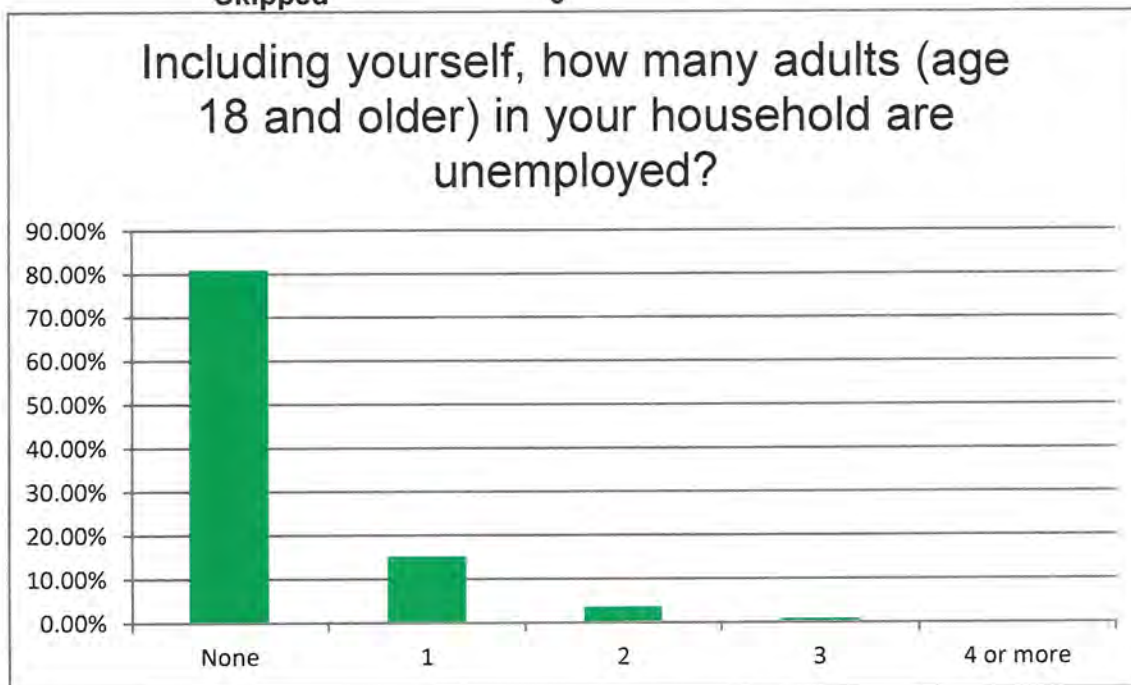
Answer Choices	Responses	
None	13.01%	19
1	31.51%	46
2	47.26%	69
3	6.16%	9
4 or more	2.05%	3
	Answered	146
	Skipped	0



QUESTION #40

Macoupin County Community Health Needs Assessment - 2024
Including yourself, how many adults (age 18 and older) in your household are unemployed?

Answer Choices	Responses	
None	80.82%	118
1	15.07%	22
2	3.42%	5
3	0.68%	1
4 or more	0.00%	0
Answered		146
Skipped		0

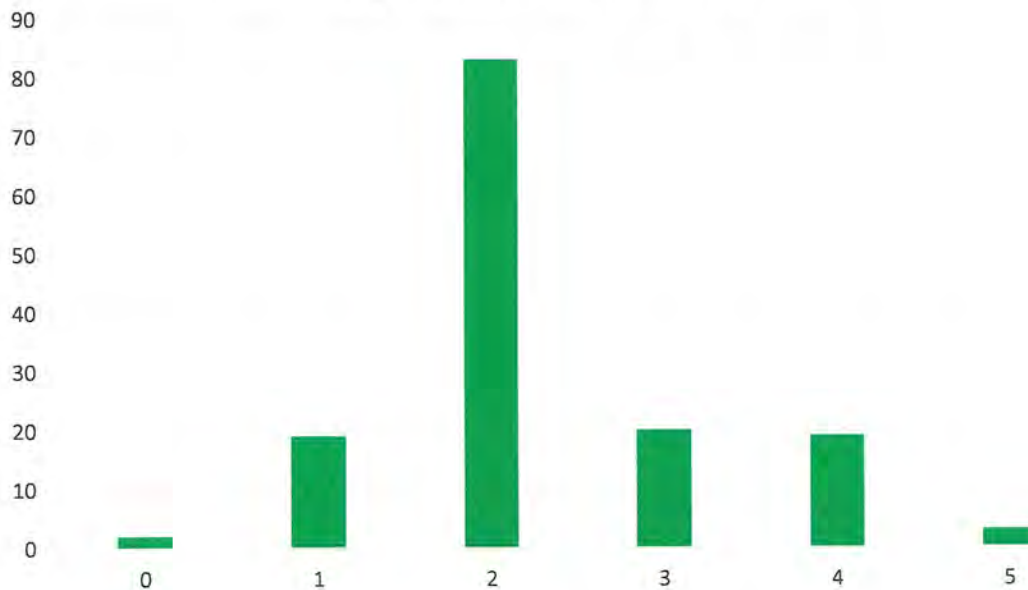


QUESTION #41

Macoupin County Community Health Needs Assessment - 2024
How many of your household members (age 18 and older) are currently covered by health insurance?

Answer Choices	Responses	
0	1.37%	2
1	13.01%	19
2	56.85%	83
3	13.70%	20
4	13.01%	19
5	2.05%	3
Answered		146
Skipped		0

How many of your household members (age 18 and older) are currently covered by health insurance?



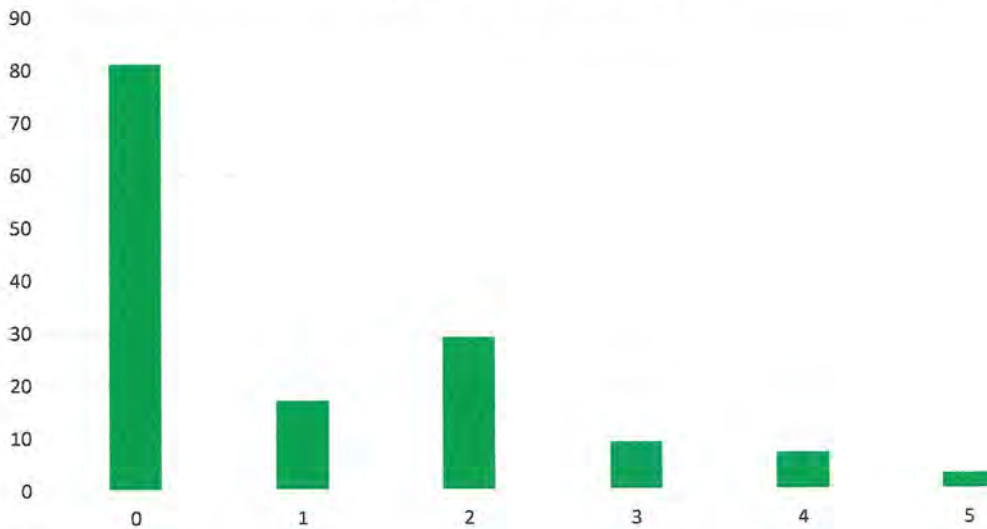
QUESTION #42

Macoupin County Community Health Needs Assessment - 2024

How many of your household members (age 17 and younger) are currently covered by health insurance?

Answer Choices	Responses	
0	55.48%	81
1	11.64%	17
2	19.86%	29
3	6.16%	9
4	4.79%	7
5	2.05%	3
Answered		146
Skipped		0

How many of your household members (age 17 and younger) are currently covered by health insurance?



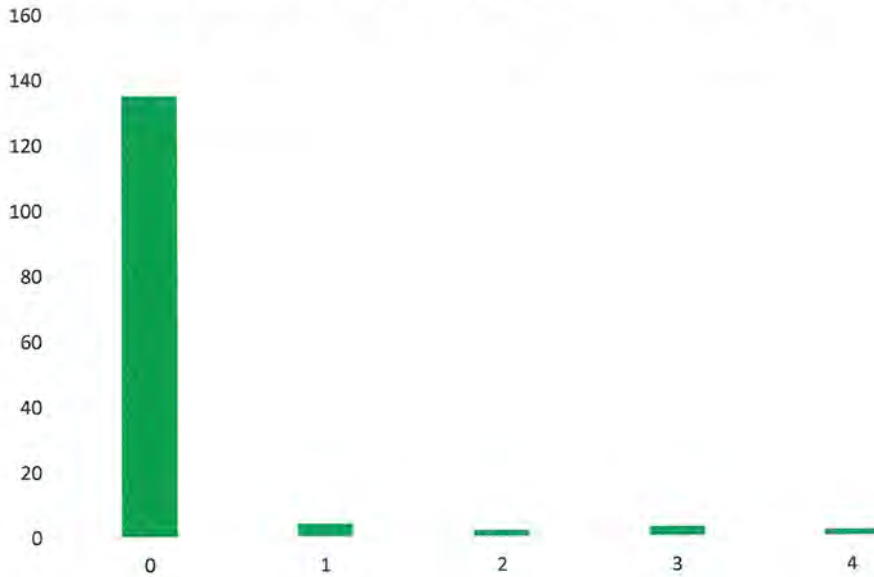
QUESTION #43

Macoupin County Community Health Needs Assessment - 2024

How many of your household members are not covered by health insurance?

Answer Choices	Responses	
0	92.47%	135
1	2.74%	4
2	1.37%	2
3	2.05%	3
4	1.37%	2
Answered		146
Skipped		0

How many of your household members are not covered by health insurance?

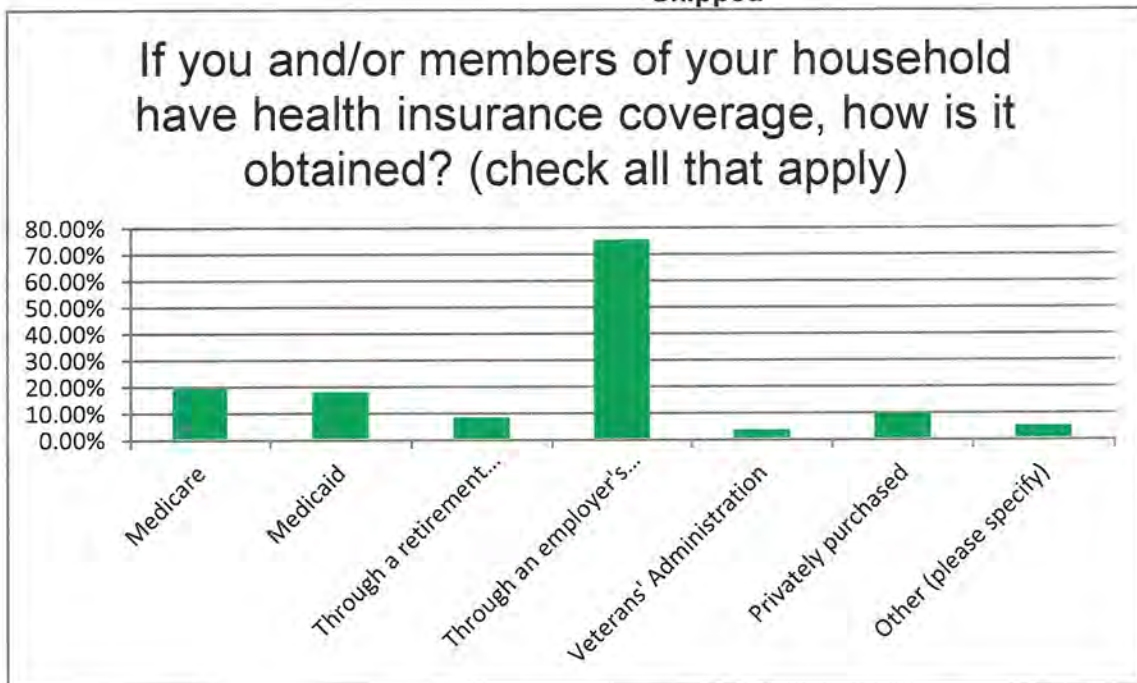


QUESTION #44

Macoupin County Community Health Needs Assessment - 2024

If you and/or members of your household have health insurance coverage, how is it obtained? (check all that apply)

Answer Choices	Responses	
Medicare	19.18%	28
Medicaid	17.81%	26
Through a retirement insurance plan	8.22%	12
Through an employer's health insurance plan	75.34%	110
Veterans' Administration	3.42%	5
Privately purchased	9.59%	14
Other (please specify)	4.79%	7
		146
		0



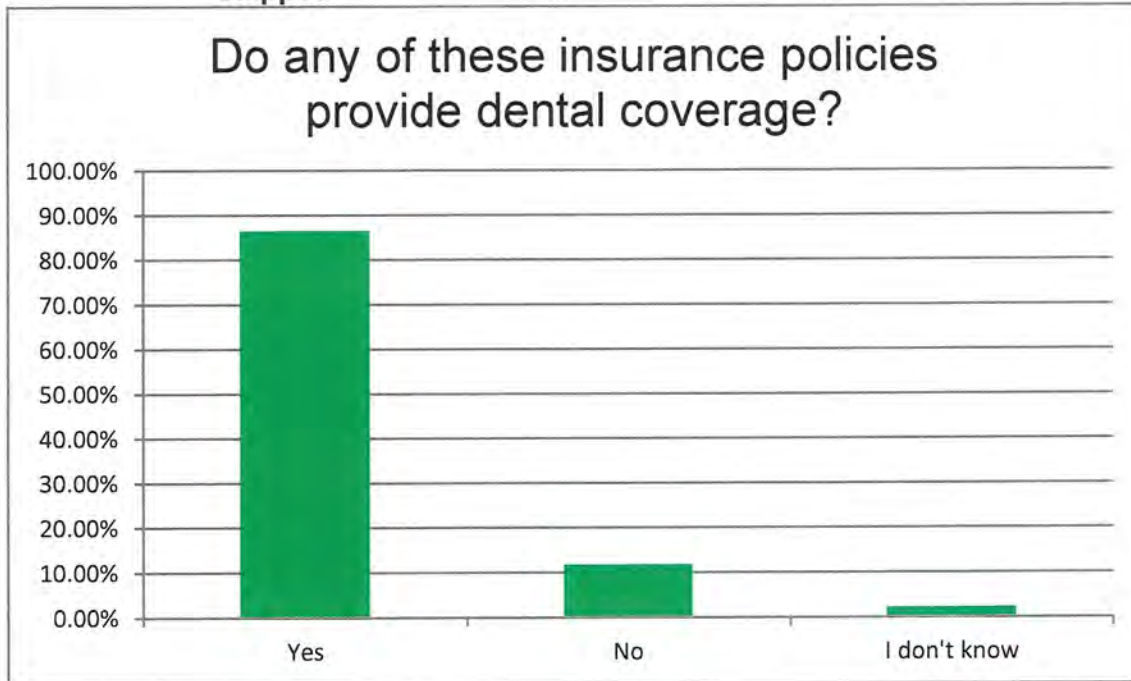
- Other (please specify)
- Dont
- Union
- Blue Cross Supplement
- Disability
- Don't have any
- Medicare Supplement
- tricare

QUESTION #45

Macoupin County Community Health Needs Assessment - 2024

Do any of these insurance policies provide dental coverage?

Answer Choices	Responses	
Yes	86.30%	126
No	11.64%	17
I don't know	2.05%	3
Answered	146	
Skipped	0	

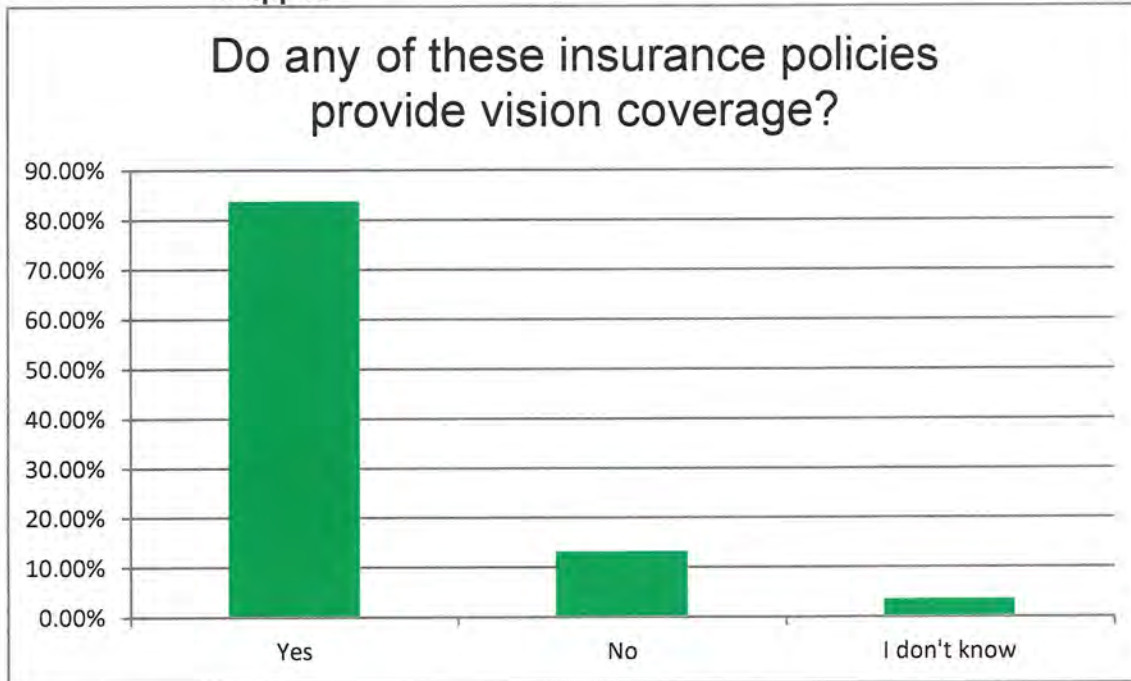


QUESTION #46

Macoupin County Community Health Needs Assessment - 2024

Do any of these insurance policies provide vision coverage?

Answer Choices	Responses	
Yes	83.56%	122
No	13.01%	19
I don't know	3.42%	5
Answered		146
Skipped		0

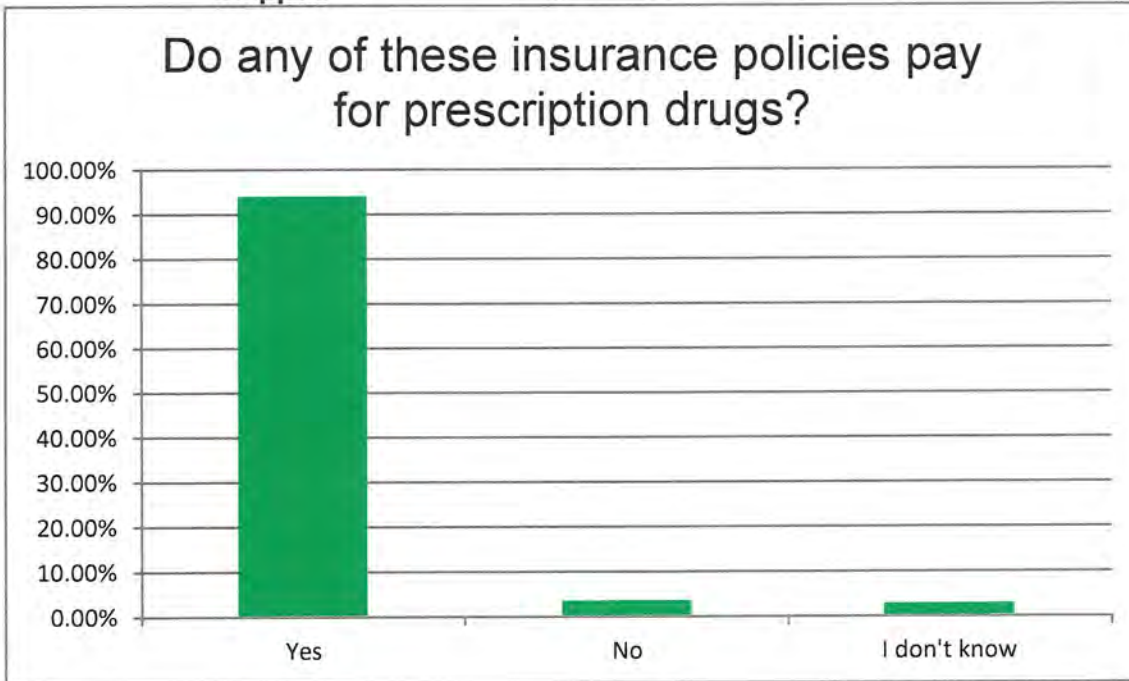


QUESTION #47

Macoupin County Community Health Needs Assessment - 2024

Do any of these insurance policies pay for prescription drugs?

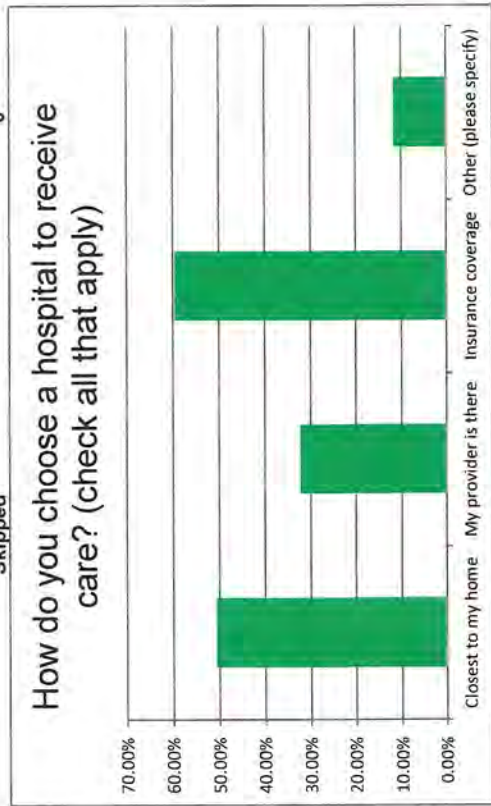
Answer Choices	Responses	
Yes	93.84%	137
No	3.42%	5
I don't know	2.74%	4
Answered		146
Skipped		0



QUESTION #48

Macoupin County Community Health Needs Assessment - 2024
 How do you choose a hospital to receive care? (check all that apply)

Answer Choices	Responses
Closest to my home	74
My provider is there	47
Insurance coverage	87
Other (please specify)	17
Answered	146
Skipped	0



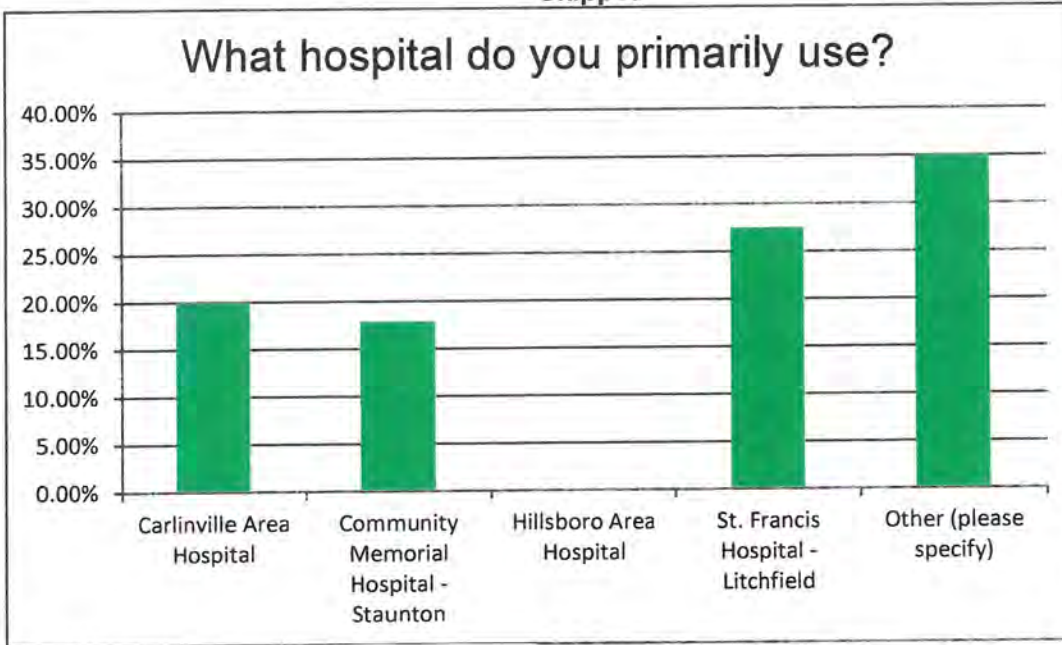
- Other (please specify)
- I've always used them
 - Reputation for quality care
 - Preferred
 - Quality indicators
 - Depends on problem
 - Best care available
 - Competency
 - Drive to madison county to get proper care. Macoupin county and Montgomery county hospitals are disgusting
 - Hold my nose and hope for the best
 - Based on services needed
 - The hospital I choose, that my family will receive the best care, unless and emergency and I have to go to the closest.
 - Best service
 - Reputation
 - Best quality, if possible
 - Based on history of care providers and will only go back to ones who know my family's needs.
 - Depends on situation
 - depends on what needs to be done

QUESTION #49

Macoupin County Community Health Needs Assessment - 2024

What hospital do you primarily use?

Answer Choices	Responses	
Carlinville Area Hospital	19.86%	29
Community Memorial Hospital - Staunton	17.81%	26
Hillsboro Area Hospital	0.00%	0
St. Francis Hospital - Litchfield	27.40%	40
Other (please specify)	34.93%	51
		146
		0



- Other (please specify)
- Don't know
 - St Anthony Alton Memorial, Springfield
 - Maple Street Clinic
 - St John's and Memorial in Springfield
 - Anderson-Maryville
 - Anderson Hospital
 - Alton Memorial
 - Advocate Illinois Masonic
 - Siteman/Barnes
 - Osf, bjc
 - Alton Memorial
 - BJC
 - St. John's or CAH
 - None
 - I neglect my care over inability to access care safely

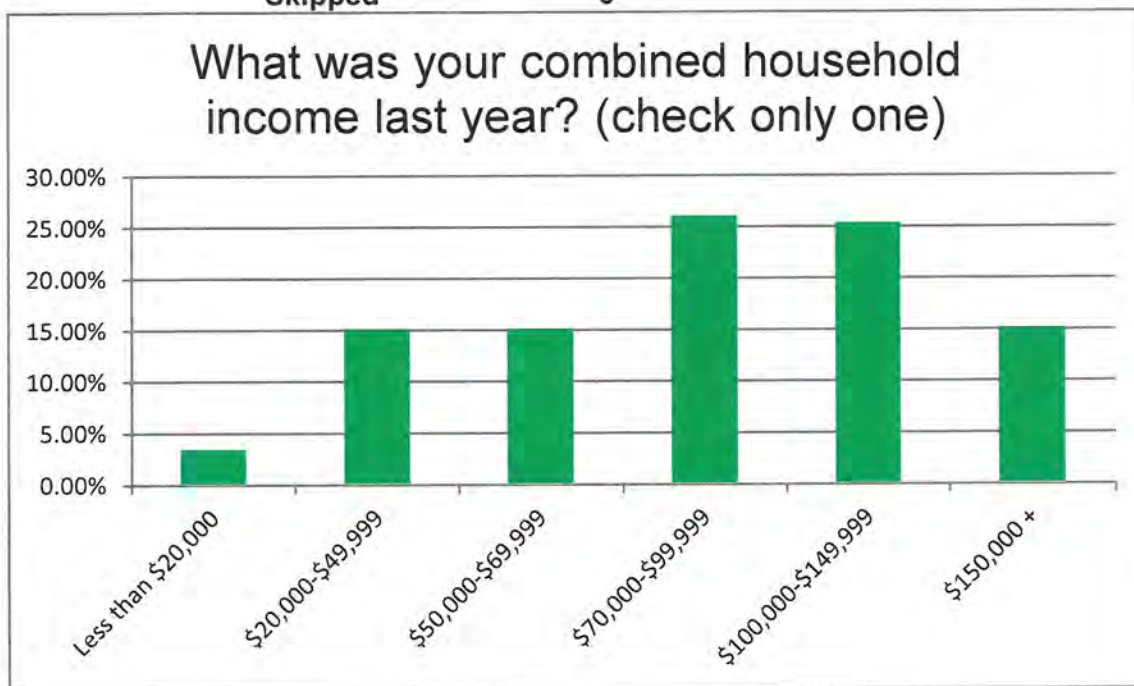
Alton memorial
OSF Alton
Memorial Springfield
Memorial Medical Center
Memorial springfield
Alton Memorial
Alton Memorial
Mery St. Louis, Children's hospital, or Barnes
Alton memorial
JCH
St John's
Alton Memorial
Alton
Alton memorial
Alton Memorial
Children's in St. Louis
Anderson
Anderson Hospital
Anderson
Anderson (Maryville)
Anderson or Barnes Jewish
Anderson Hospital - Maryville
Memorial
alton memorial
Washington University: Barnes/Children's
Depends on situation
Jerseyville Comm. Hospital
Jacksonville
Alton Memorial Hospital and Washington Univ. School of Med.
Memorial
BJC/SSM hospitals
Jersey Community Hospital
anderson
none
Maryville

QUESTION #50

Macoupin County Community Health Needs Assessment - 2024

What was your combined household income last year? (check only one)

Answer Choices	Responses	
Less than \$20,000	3.42%	5
\$20,000-\$49,999	15.07%	22
\$50,000-\$69,999	15.07%	22
\$70,000-\$99,999	26.03%	38
\$100,000-\$149,999	25.34%	37
\$150,000 +	15.07%	22
Answered		146
Skipped		0



QUESTION #51

Macoupin County Community Health Needs Assessment - 2024
How would you describe your housing situation? (check only one)


Answer Choices

- Own a house
- Rent a house, apartment, or room
- Living in a group home
- Living temporarily with a friend or relative
- Multiple households sharing an apartment or house
- Living in a shelter
- Living in a motel/hotel
- Living in senior housing, assisting living, or supportive living
- Homeless
- Other (please specify)

Responses

80.14%	117
13.70%	20
0.00%	0
3.42%	5
1.37%	2
0.00%	0
0.00%	0
0.00%	0
0.68%	1
0.68%	1
146	146
0	0

Answered
Skipped



Other (please specify)
living with relatives.

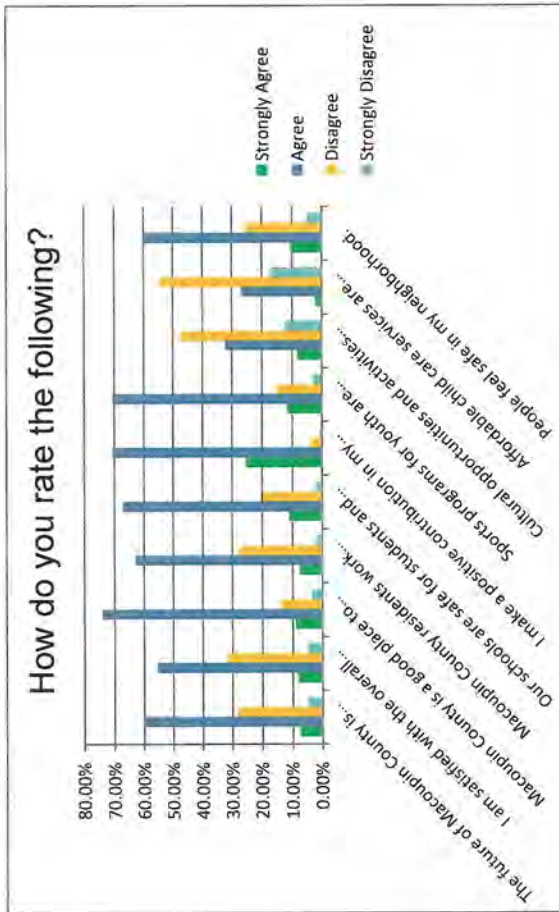
QUESTION #52

Macoupin County Community Health Needs Assessment - 2024

How do you rate the following?

- The future of Macoupin County is bright.
- I am satisfied with the overall appearance of public property in Macoupin County is a good place to raise children.
- Macoupin County residents work together to improve the community.
- Our schools are safe for students and teachers.
- I make a positive contribution in my community.
- Sports programs for youth are adequate.
- Cultural opportunities and activities (drama, dance, visual arts, music)
- Affordable child care services are available.
- People feel safe in my neighborhood.

	Strongly Agree	Agree	Disagree	Strongly Disagree	Total
The future of Macoupin County is bright.	7.53%	59.59%	28.08%	4.79%	146
I am satisfied with the overall appearance of public property in Macoupin County is a good place to raise children.	8.22%	55.48%	31.51%	4.79%	146
Macoupin County residents work together to improve the community.	8.90%	73.97%	13.70%	3.42%	146
Our schools are safe for students and teachers.	7.53%	63.01%	27.40%	2.05%	146
I make a positive contribution in my community.	10.96%	67.12%	19.86%	2.05%	146
Sports programs for youth are adequate.	25.34%	70.55%	3.42%	0.68%	146
Cultural opportunities and activities (drama, dance, visual arts, music)	11.64%	70.55%	15.07%	2.74%	146
Affordable child care services are available.	8.22%	32.19%	47.26%	12.33%	146
People feel safe in my neighborhood.	2.05%	26.71%	54.11%	17.12%	146
	10.27%	59.59%	25.34%	4.79%	146
					Answered
					Skipped
					0

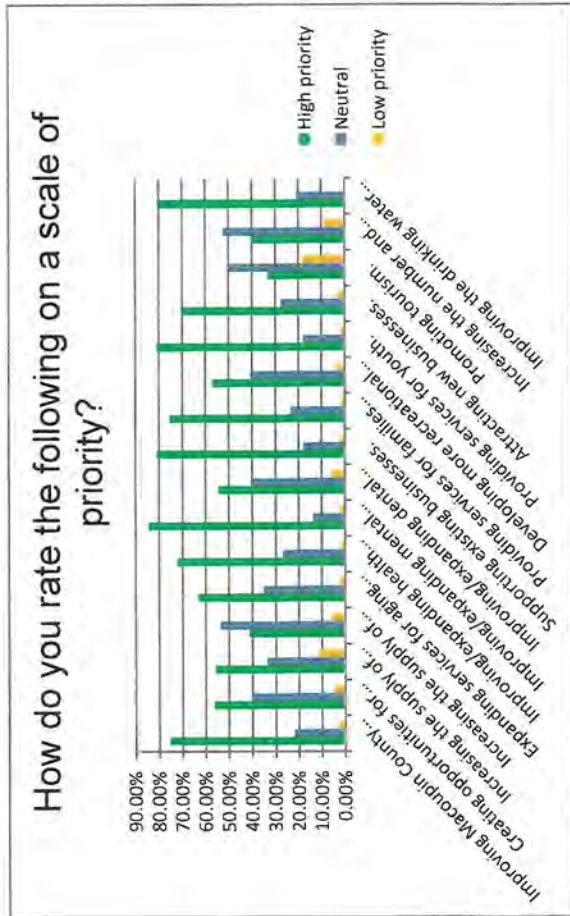


QUESTION #53

Macoupin County Community Health Needs Assessment - 2024

How do you rate the following on a scale of priority?

	High priority	Neutral	Low priority	Total
Improving Macoupin County schools.	75.34%	21.92%	2.74%	146
Creating opportunities for community members to get involved in com	56.16%	39.73%	4.11%	146
Increasing the supply of affordable rental housing.	55.48%	33.56%	10.96%	146
Increasing the supply of housing for purchase.	41.10%	53.42%	5.48%	146
Expanding services for aging adults.	63.01%	34.93%	2.05%	146
Improving/expanding health and medical services.	71.92%	26.71%	1.37%	146
Improving/expanding mental health & behavioral health services.	84.25%	13.70%	2.05%	146
Improving/expanding dental health services.	54.11%	40.41%	5.48%	146
Supporting existing businesses.	80.82%	17.81%	1.37%	146
Providing services for families in need.	75.34%	23.29%	1.37%	146
Developing more recreational and entertainment options.	56.85%	40.41%	2.74%	146
Providing services for youth.	80.82%	17.81%	1.37%	146
Attracting new businesses.	69.86%	27.40%	2.74%	146
Promoting tourism.	32.88%	49.32%	17.81%	146
Increasing the number and variety of retail stores.	39.73%	52.05%	8.22%	146
Improving the drinking water quality and service in Macoupin County.	79.45%	20.55%	0.00%	146
			Answered	146
			Skipped	0



Question #54

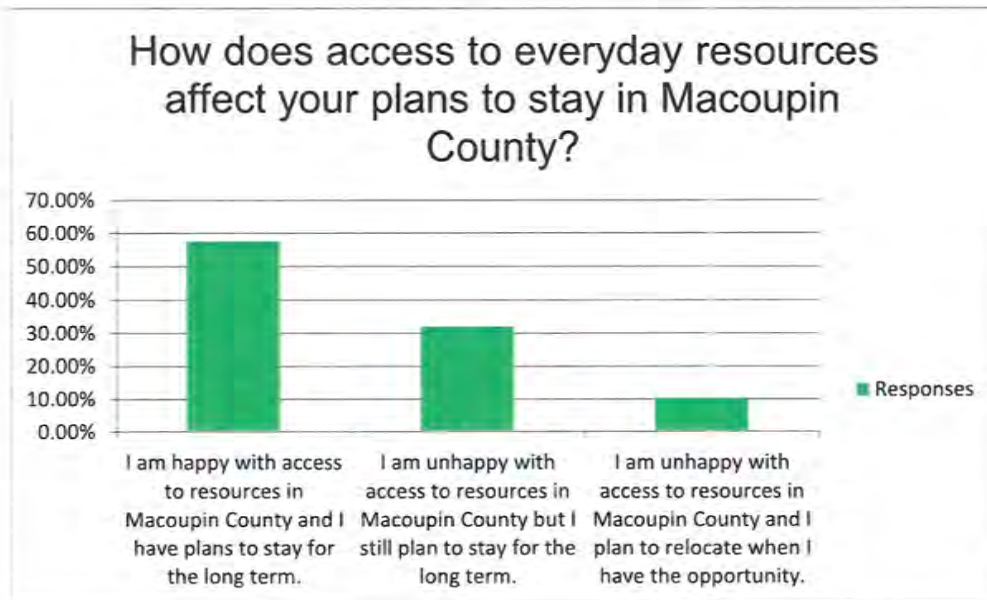
Macoupin County Community Health Needs Assessment - 2024

How does access to everyday resources affect your plans to stay in Macoupin County?

Answer Choices

- I am happy with access to resources in Macoupin County and I have plans to stay for the long term.
- I am unhappy with access to resources in Macoupin County but I still plan to stay for the long term.
- I am unhappy with access to resources in Macoupin County and I plan to relocate when I have the opportunity.

	Responses	
	57.53%	84
	32.19%	47
	10.27%	15
Answered		146
Skipped		0



Macoupin County, IL IPLAN

2024-2029



Welcome and Introductions



MCPHD IPLAN Project Team

Name, title, and program



IPLAN Community Committee

Name

Position, title and company

Service you provide at your company

What area you represent in Macoupin County

Rules and requests before we begin

Respect and kindness regarding topics, opinions, comments from other Committee members

Reminder on timeliness and quantity of information presented and requested

Confidentiality/Sensitive information sharing
Public Service Announcement

All input is valuable and appreciated. Please voice your opinions.

What is the IPLAN?

The Illinois Project for Local Assessment of Needs (IPLAN) is a process used by local health departments in Illinois to assess community health needs and plan improvements. Every five years, MCPHD gathers data, identifies health issues, and creates strategies to address them. It's like a health check-up for the community to ensure everyone stays health and safe!




Community Health Committee

- Representatives from many locations and services
- Review Community Health Assessment data
- Narrow down 3 Health Problems

IPLAN 2019-2024 Health Problem: Substance Use

Direct and indirect risk factors identified by last Committee:

- Prevention and education in schools ➡ school linked programs with Health Educator in the schools teaching Botvin Life Skills and REACH programs
- Increase drug treatment ➡ SFW clinic opened in 2021, amplified program to have care team approach, walk-in hours
- Increase warm hand off processes ➡ created outreach programs
- Increase level 1 and 2 trauma centers and primary care settings for screening
- Reduce drug induced deaths ➡ Narcan distribution, Phoenix2U program, USA data states that overdoses have decreased as of 2023
- Stigma reduction ➡ created a ROSC consortium of 50-80 stakeholders




IPLAN 2019-2024 Health Problem: Mental Health

Some interventions regarding this Health Problem:

Increase psychiatric care and counseling services → more locations

Evidence based prevention programs for children → Health Educator

Maintain or expand parenting services for young families through programs like WIC and Healthy Families → continuity



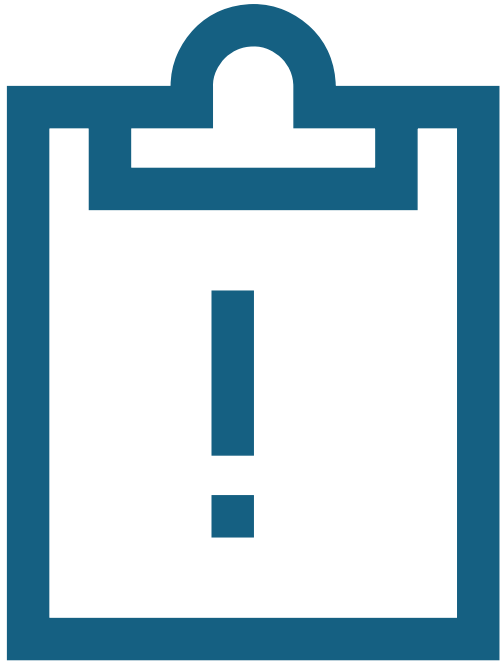
IPLAN 2019-2024 Health Problem: Cardiovascular Disease and Hypertension

Some interventions regarding this Health Problem:

Provide nutrition counseling through MCPHD → WIC

Screen blood pressure for all patients → quality monitoring

Increase follow up care for hypertensive patients → SMBP Program



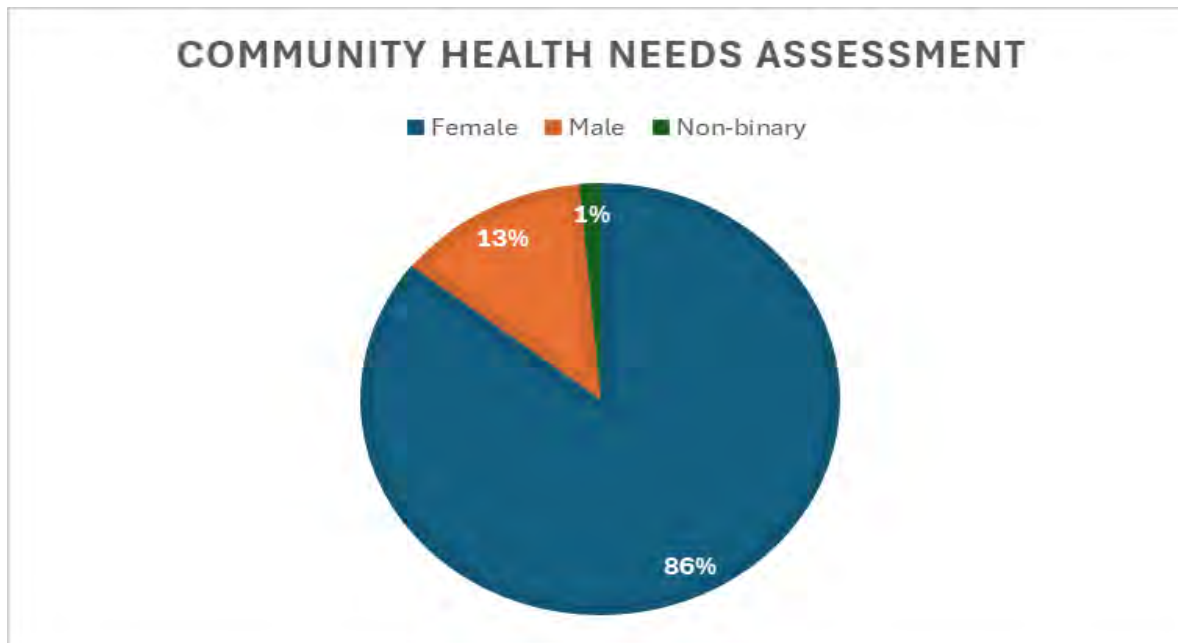
Community Health Needs Assessment Survey

Review results as a committee

Demographics – Total and Gender

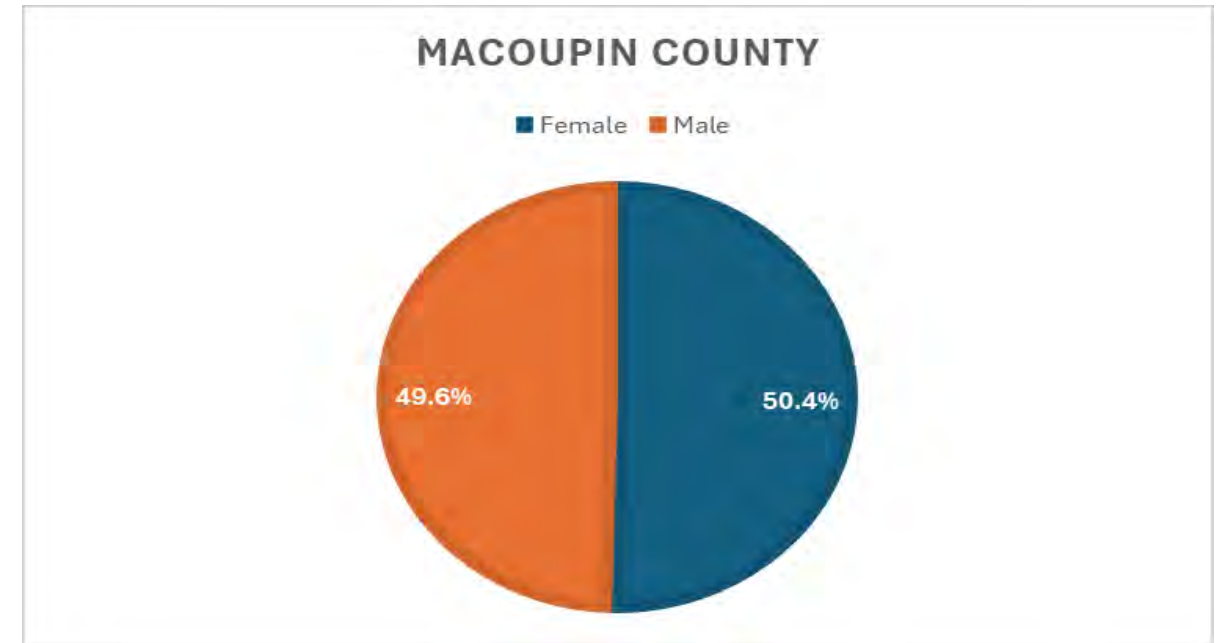
Assessment Participants

- 146 respondents



Macoupin County (US CENSUS, 2020)

- 44,967 residents



Demographics – Race and Ethnicity

Assessment Participants

Race: 100% White

Ethnicity: 100% Not Hispanic or Latino

Macoupin County

(US CENSUS, 2023)

Race: 96.4% White, 1.3% Black of African American, 0.4% American Indian and Alaska Native, 0.4% Asian, 1.3% Two or More Races

Ethnicity: 95.3% Not Hispanic or Latino

Demographics - Age

Assessment Participants

Of the 459 household members surveyed:

7.68% of assessment is under 5 years old

27.23% of assessment is under 17 years old

65.58% of assessment is between the ages of 18-64 years old

7.19% of assessment is over 65 years old

Macoupin County

(US CENSUS, 2023)

Of the 44,018 residents of Macoupin County:

4.9% of the population is under 5 years old

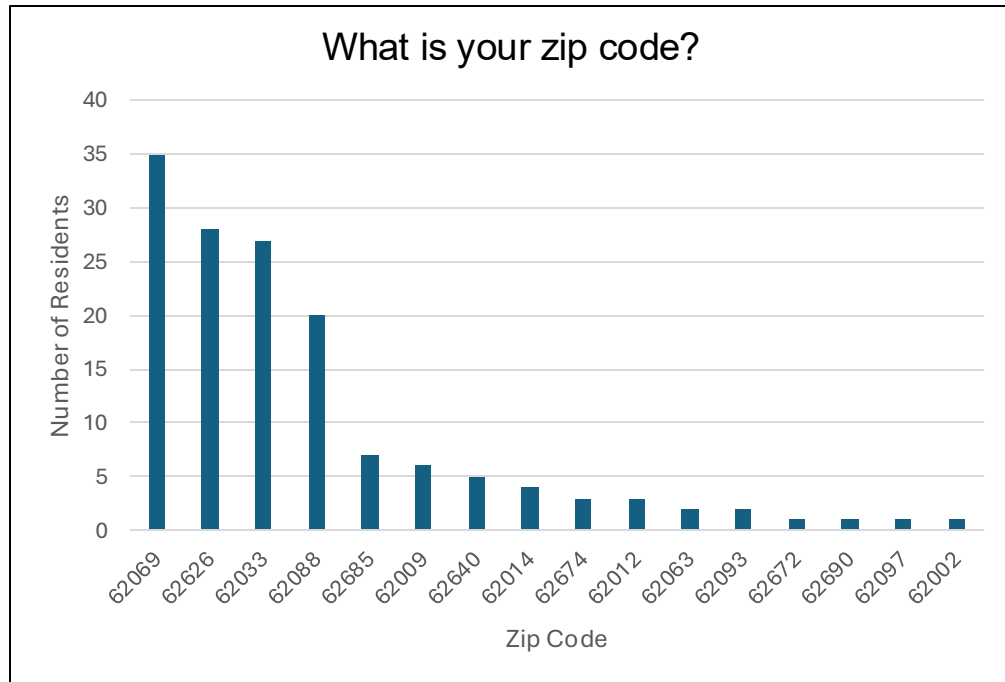
20.3% of the population is under 18 years old

57.4% of the population is between the ages of 19-64 years old

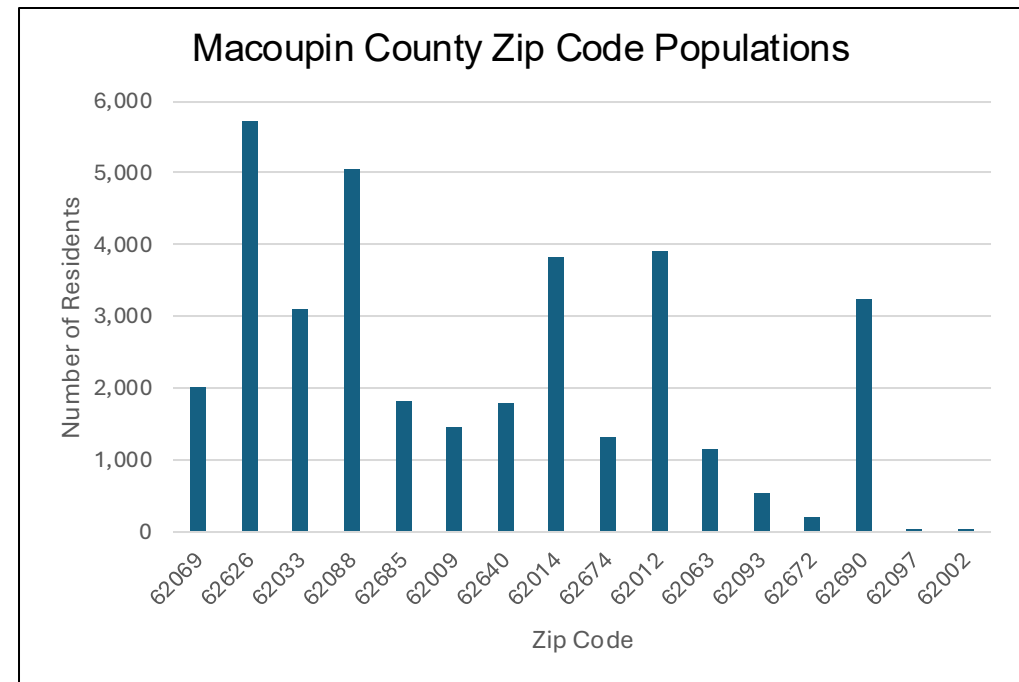
22.3% of the population is over 65 years old

Zip Codes

ASSESSMENT PARTICIPANTS



MACOUPIN COUNTY (US CENSUS, 2023)



Community Health Needs Identified by survey results



Take 10 minutes to review on your own please

Alcohol Use/Abuse

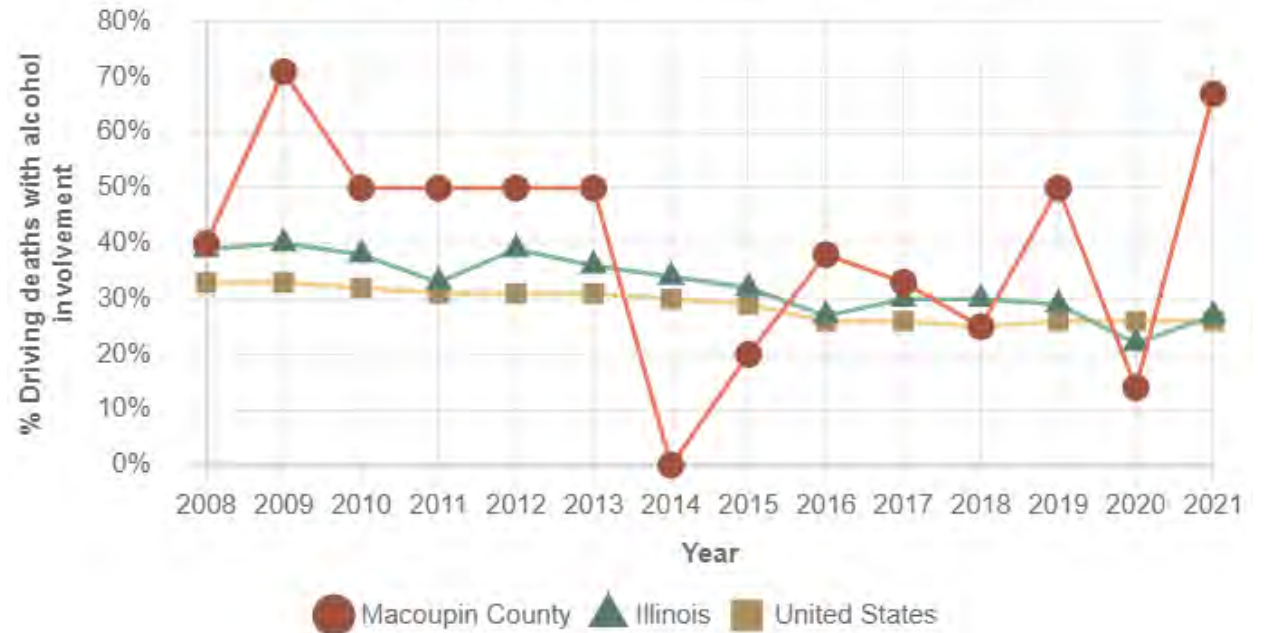
According to the BRFSS data collected in 2011, of 32,652 Macoupin county residents surveyed:

- 22% were at risk of binge or acute drinking
- 7% were at risk of chronic drinking

[see graph] According to County Health Rankings, in 2017-2021 40% of motor vehicle crash deaths in Macoupin County were involving alcohol. That was 12% higher than state average and 14% higher than national average.

[notice year 2021 at 70%]

Alcohol-Impaired Driving Deaths in Macoupin County, IL
No significant trend was found in Macoupin County for this measure.



Availability of Child Care Services

In 2022, the US Census reported that:

- 1 in 5 (~21.8%) reported childcare was provided by a relative other than the parent
- **8.4%** reported using a daycare center
- About 5% reported using one of the following options: nonrelative care (5.4%); nursery or preschool (5.4%); or before/after school care (5.1%)

[see graph] According to the US Census, in Sept. 2022, **61.2%** of households with children under the age of 18 reported no childcare arrangements.

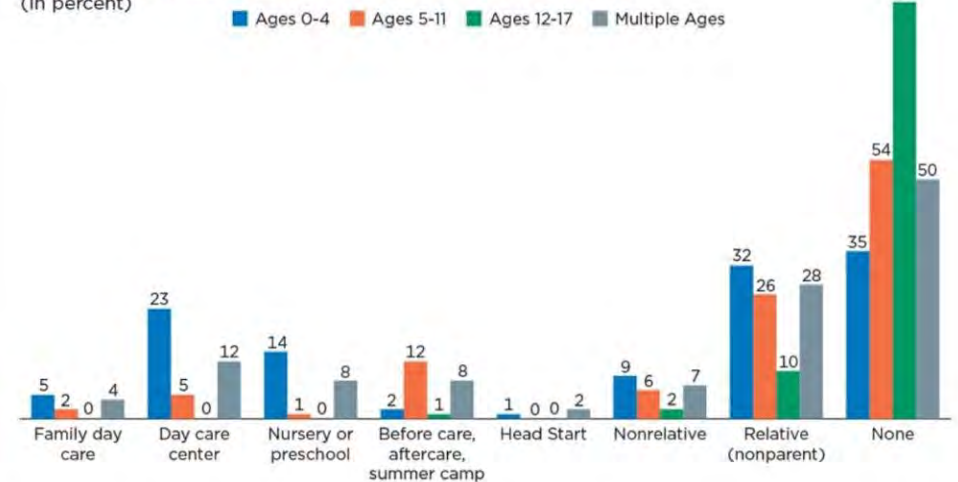
Child Care Arrangements Among Respondents Living With One or More Children Under Age 18

Child care arrangements	Percent
None of these.....	61.2
Child care or day care center	8.4
Nursery or preschool	5.0
Before care, aftercare or summer camp.....	5.1
Federally supported Head Start program	0.8
Nonrelative	5.4
Relative other than the parent	21.8
Family day care provider.....	2.5

Source: U.S. Census Bureau, 2022 Household Pulse Survey, public-use weighted data on

Child Care Arrangements by Age of Children: 2022

(In percent)



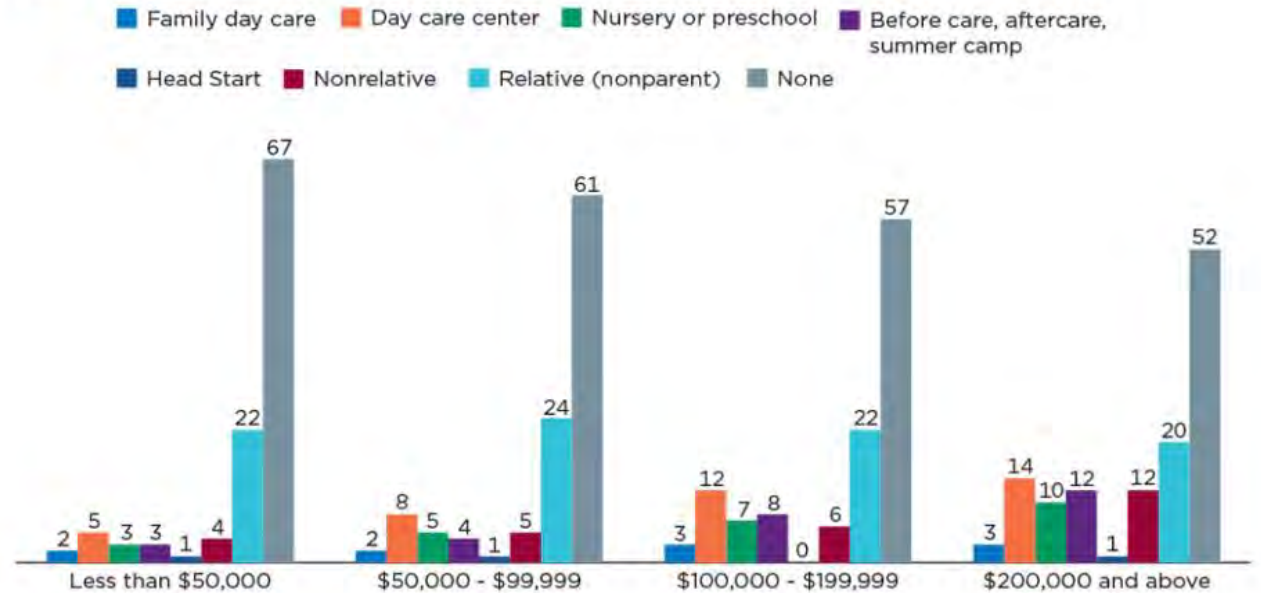
Source: U.S. Census Bureau, 2022 Household Pulse Survey, public-use weighted data on child care, weeks 49-52.

Affordability of Child Care Services

In 2022, the US Census reported that:

- **67%** with annual household incomes under \$50,000 reported not having childcare
- **52%** of households earning more than \$200,000 a year.

Pretax Household Income by Type of Child Care Arrangement: 2022



Source: U.S. Census Bureau, 2022 Household Pulse Survey, public-use weighted data on child care, weeks 49-52.

Child Abuse, Neglect, and Malnourishment

Following the IDPH, child abuse is highly prevalent in the United States:

- **1 in 7** children have experienced child abuse and/or neglect in the US
- **3 Million** reports of child abuse are filed each year in the United States

According to research has shown that the economic burden of a total lifetime associated with child abuse is \$2 Trillion



Cost of Healthcare Services

In 2023 (census.gov), **6.5%** of Macoupin residents had no medical insurance.

Throughout 2015-2019 (ILBRFSS), **8.5%** of Macoupin residents were unable to attend their doctor's appointment due to cost and **9.4%** could not fill a prescription.

12.5% of the population of Macoupin County is living in poverty (census.gov, 2023).

National health expenditures

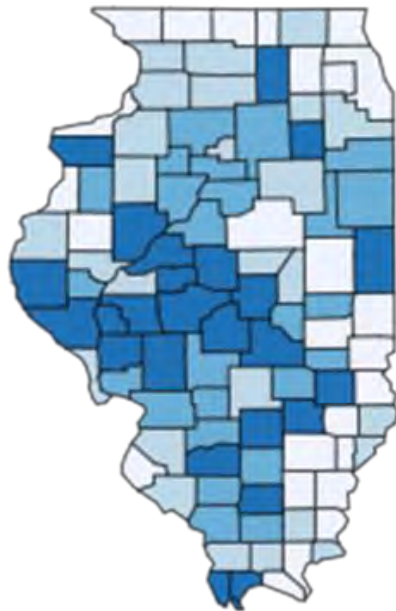


A graph from the CDC, displaying the increase in national health expenditures from 2009 to 2019 (CDC, 2024).

Cancer Incidence

Rate of New Cancers in Illinois

All Types of Cancer, All Ages, All Races and Ethnicities, Male and Female, 2017-2021



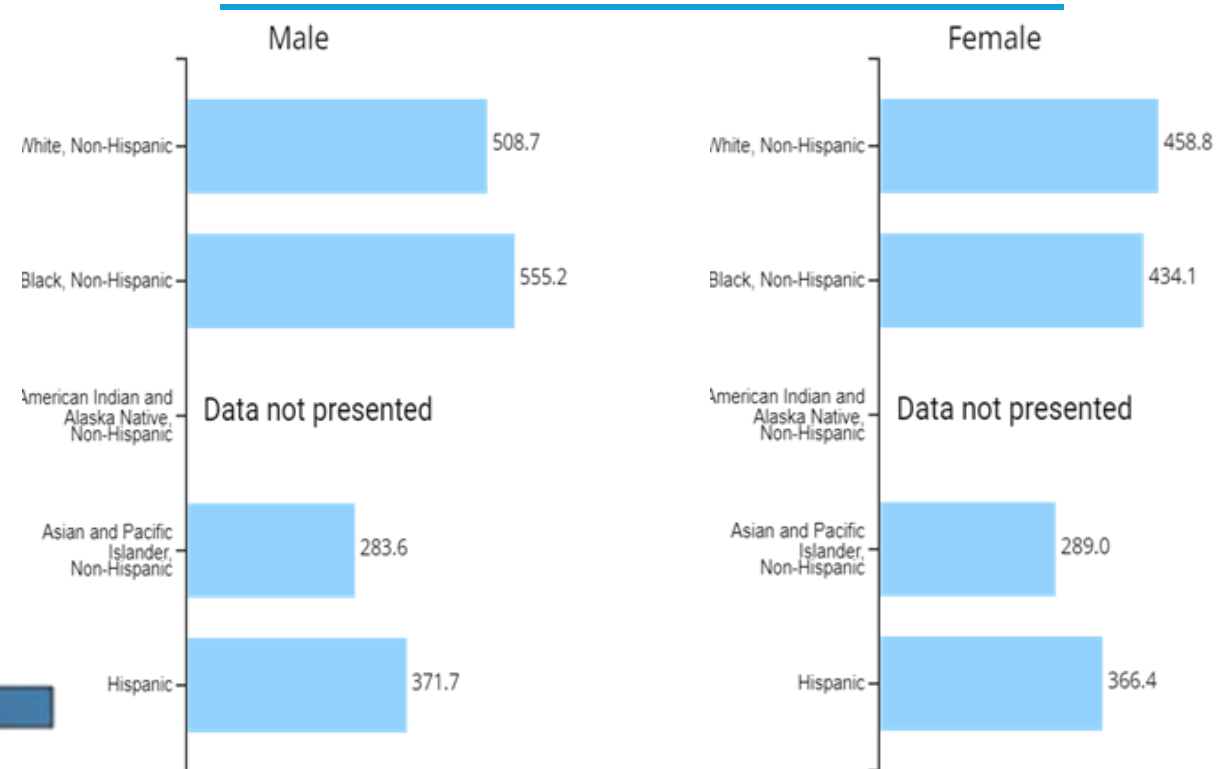
Rate per 100,000 people

385.7 - 459.9

460.1 - 493

496.1 - 515.1

517.2 - 591



Source - U.S. Cancer Statistics Working Group. U.S. Cancer Statistics Data Visualizations Tool. U.S. Department of Health and Human Services, Centers for Disease Control and Prevention and National Cancer Institute; <https://www.cdc.gov/cancer/dataviz/>, released in June 2024.

Cancer Incidence Chart

Cancer Incidence In Macoupin County per 100,000 people			
	Macoupin County	Illinois	United States
Bladder Cancer	25.9	19.5	18.8
Breast Cancer (Female)	133.3	133.6	129.8
Colon & Rectal Cancer	42.7	38.8	36.4
Lung Cancer	86.6	58.3	53.1
Pancreatic Cancer	13.3	14.3	13.5
Prostate Cancer	108.1	117.6	113.2

National Cancer Institute. (n.d.). *State cancer profiles*. National Cancer Institute. <https://statecancerprofiles.cancer.gov/>

Cancer Mortality Rates Chart

Cancer Mortality Rates in Macoupin County per 100,000 people			
	Macoupin County	Illinois	United States
Bladder Cancer	4.4	4	4.1
Breast Cancer (Female)	17.5	20.2	19.3
Colon & Rectal Cancer	16.2	13.5	12.9
Lung Cancer	50.4	34.4	32.4
Pancreatic Cancer	10.7	11.7	11.2
Prostate Cancer	18.8	19.0	19.0

National Cancer Institute. (n.d.). *State cancer profiles*. National Cancer Institute. <https://statecancerprofiles.cancer.gov/>

Domestic Violence

The CDC states, "Intimate partner violence (IPV) is abuse or aggression that occurs in a romantic relationship. Intimate partner refers to both current and former spouses and dating partners".

- 41% women & 26% men stated they've have experience intimate partner violence within their lifetime.
- 16 million women & 11 million men stated they've experienced intimate partner violence before the age of 18.



1 in 4 Women



1 in 6 Men

Drug use/abuse

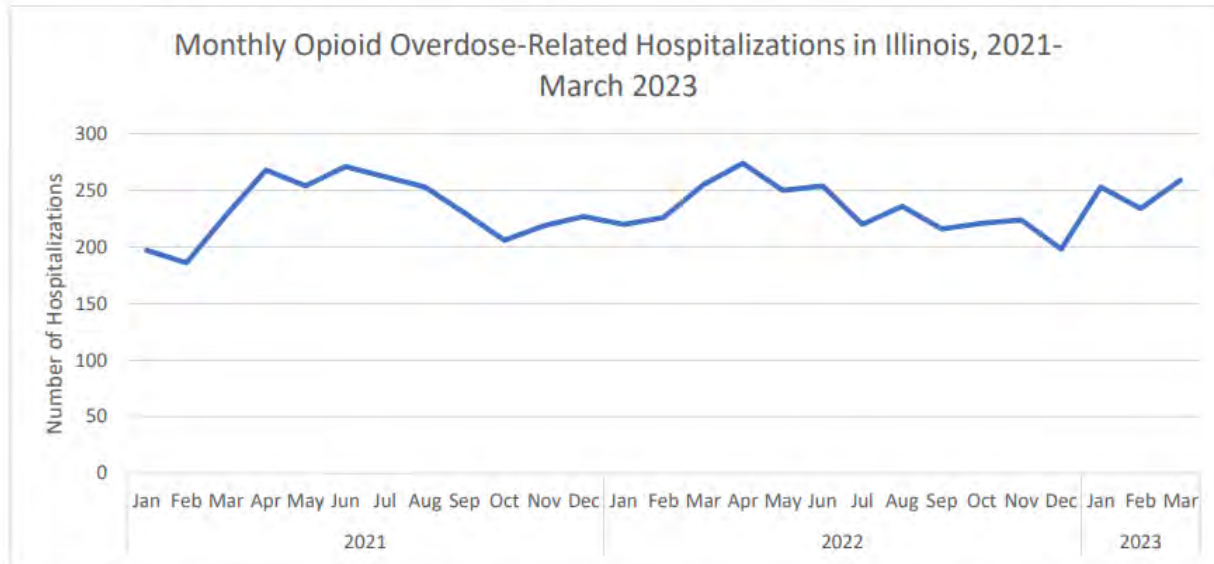


Figure 8. Monthly opioid overdose-related hospitalizations in Illinois in 2021-March 2023 as reported by IDPH Hospital Discharge Dataset.

In 2022, there were 3,261 fatalities due to opioid overdose in Illinois. This represents an 8.2% increase from 2021 (Fig. 3). Monthly trends, although variable, have not shown the same peak that occurred in May 2020 (Fig. 4). Instead, the monthly totals were generally higher in 2021, with the median number of fatalities in 2020 totaling 241 and the median number of fatalities in 2021 at 257. The 12-month rolling average has remained steady since autumn 2020.

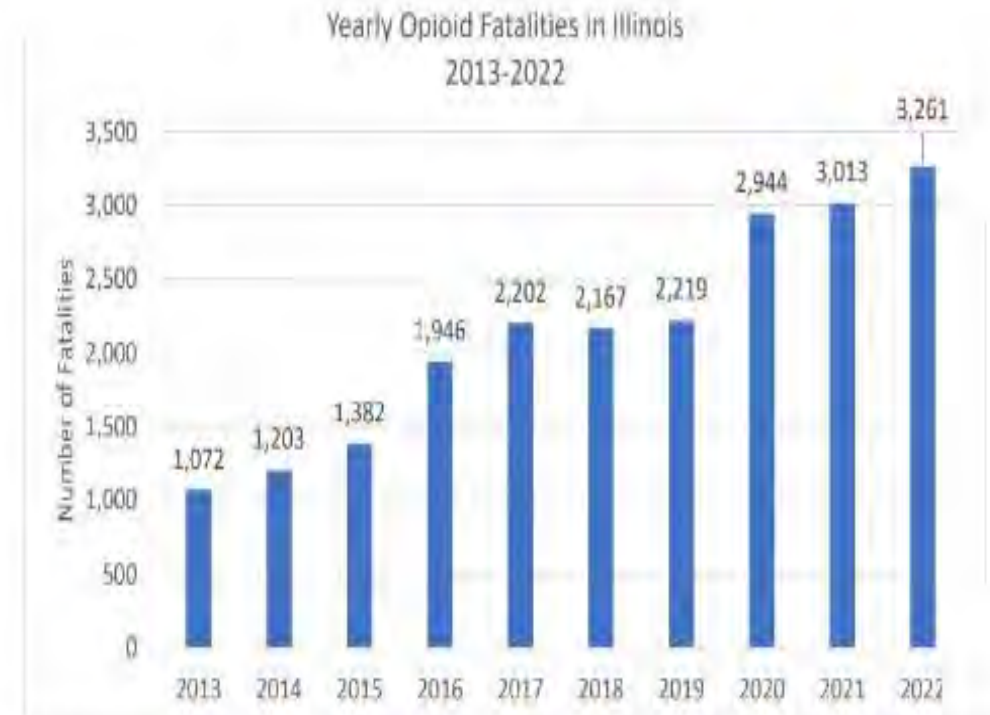


Figure 3. Yearly opioid fatalities in Illinois from 2013-2022 as reported by the Illinois Vital Records System, IDPH.

Statewide Semiannual Overdose Report Illinois
Department of Public Health October 2023

Drug use/abuse overdose rates 2022-2023

Statewide Semiannual Overdose Report Illinois Department of Public Health October 2023

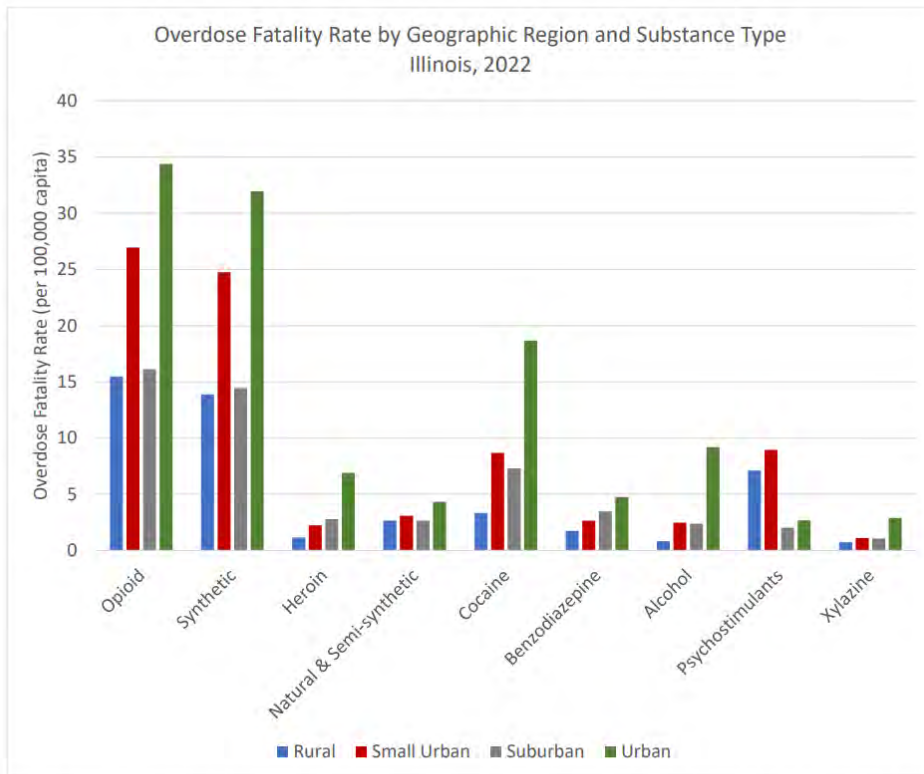
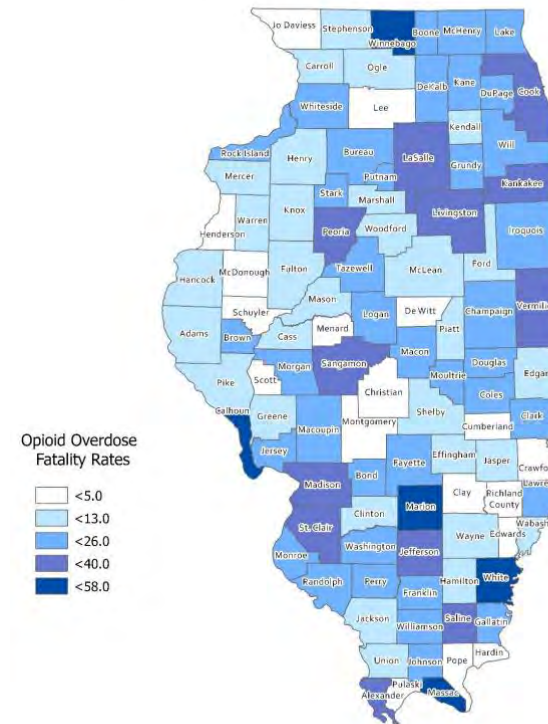


Figure 2. The overdose fatality rates (per 100,000 capita) by geographic region and substance type in Illinois in 2022.

Illinois Opioid Overdose Fatality Rates by County 2022



Overdose trends for 2023-2024

12 Month-ending Provisional Number and Percent Change of Drug Overdose Deaths

Based on data available for analysis on: October 6, 2024

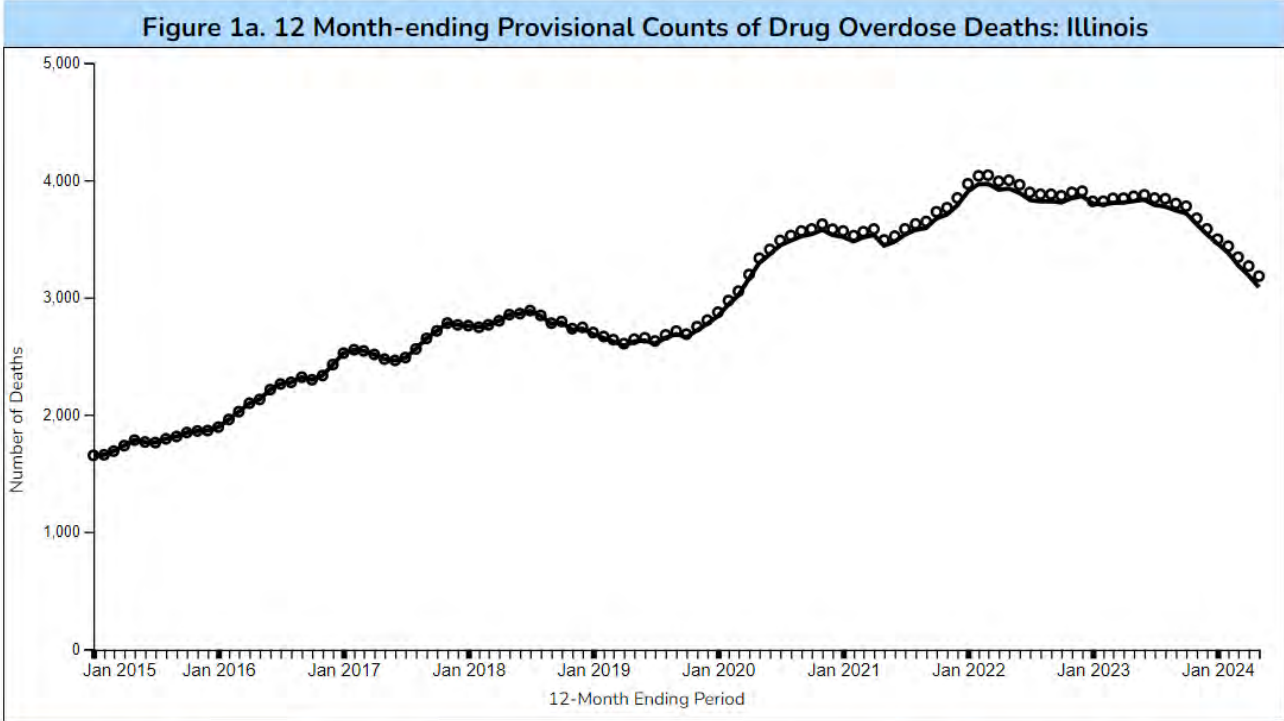


Figure 1b. Percent Change in Predicted 12 Month-ending Count of Drug Overdose Deaths, by Jurisdiction: May 2023 to May 2024

Sexually Transmitted Diseases

**2015 – 2019 Macoupin County Rates,
per 100,000 people (ILBRFSS, 2019)**

Chlamydia: 280.5

Gonorrhea: 75.4

Syphilis: 4.2

**2015-2019 Illinois Rates, per 100,000
people (ILBRFSS, 2019)**

Chlamydia: 631.4

Gonorrhea: 228.1

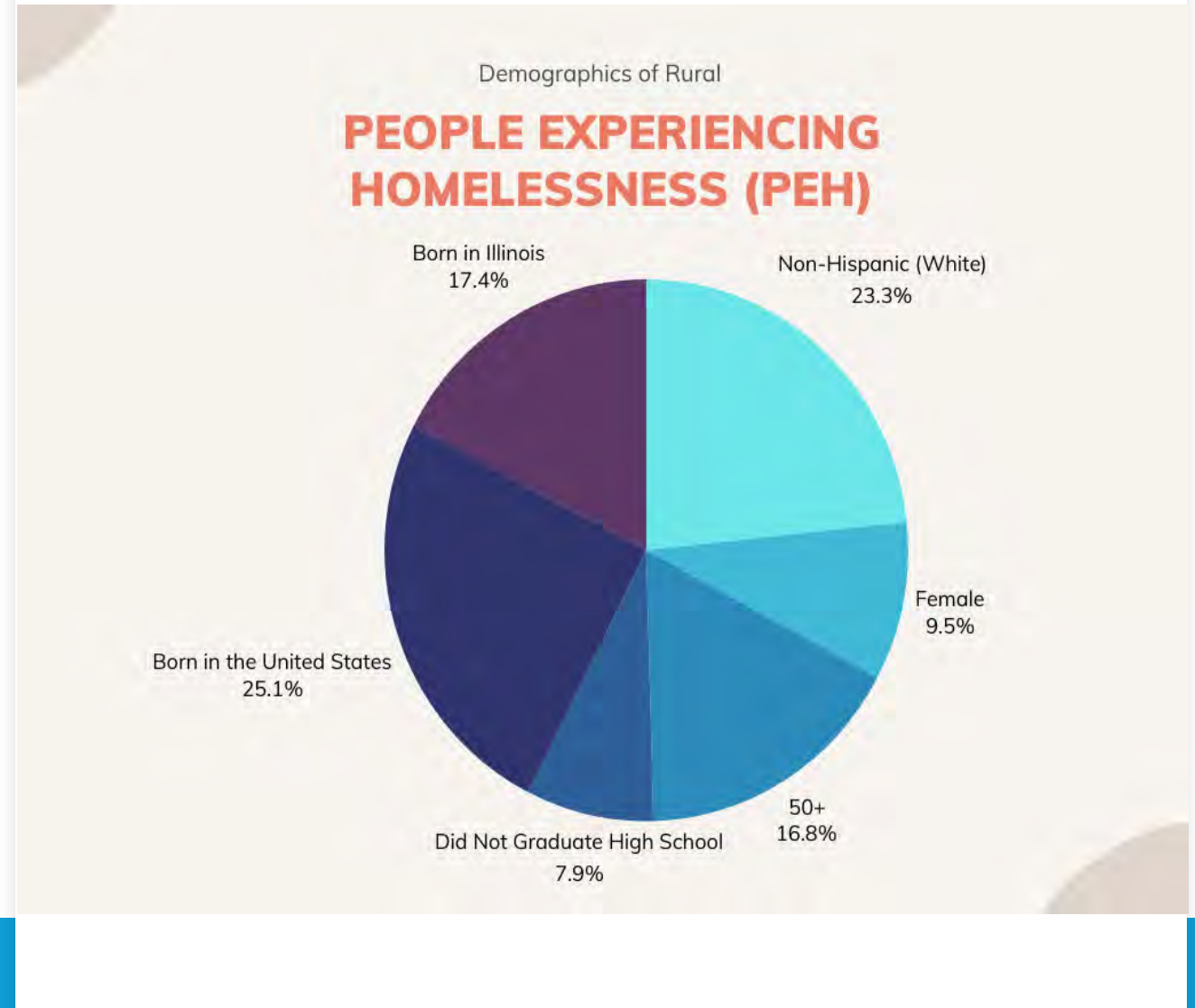
Syphilis: 10.7

Homelessness

As stated from IDPH, there was an annual average of approx. 10,000 people experiencing literal homelessness. Of those:

- A total of **2,520** deaths of people experiencing homelessness (PEH)
- The median medical bill per visit was approximately **\$19,000** for admissions and **\$2,500** for ER visits

Referenced from the IDPH, Rural PEH compared to urban PEH decedents are disproportionately female, older, had indicators of greater social support, and died from chronic health conditions or traumatic injury.



Infectious Disease

- According to Illinois County Behavioral Risk Factor Survey (2015-2019), an estimated **39.5%** of Macoupin County received an influenza vaccine in the past 12 months.
- An estimated **36.9%** of the population received a pneumonia vaccine within their lifetime (Illinois County Behavioral Risk Factor Survey, 2015-2019).

Lack of Eye Care Services

- According to the Macoupin County, IL Needs Assessment, only 6.16% of residents reported being unaware of an eye care provider available to them.
- In contrast, 93.84% of residents indicated awareness of eye care providers.
- Furthermore, just 4.11% of residents perceived a lack of vision care services in the area. Notably, 83.56% of survey respondents confirmed that their vision care was covered by their insurance plans.
- The primary contributing factors to vision problems identified include diabetes, high blood pressure, aging, and genetic factors.
- It is estimated that there are approximately 10 eye care organizations operating within Macoupin County, IL.

(Data from The Community Health Needs Assessment)

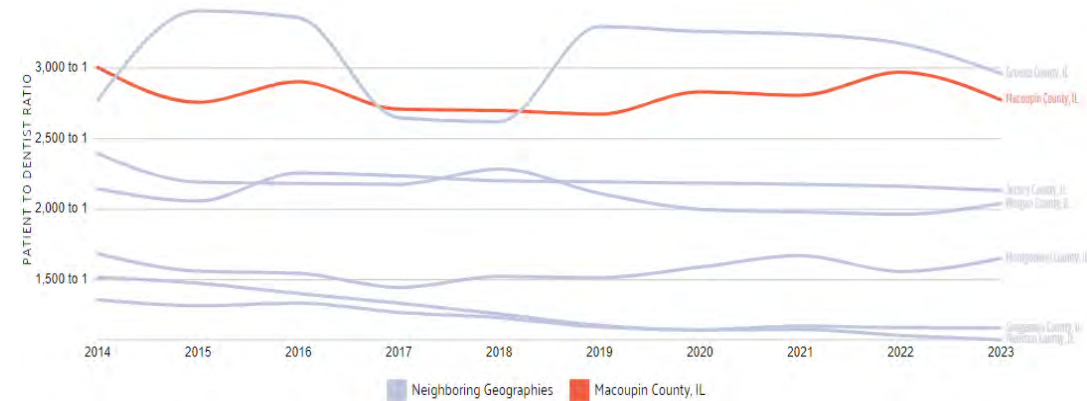
(Reference survey questions #14,46)

Lack of Dental Care

- **PATIENT TO DENTIST RATIO IN MACOUPIN COUNTY, IL 2,775 TO 1**
- DENTISTS IN MACOUPIN COUNTY, IL SEE AN AVERAGE OF 2,775 PATIENTS PER YEAR. THIS REPRESENTS A 6.6% DECREASE FROM THE PREVIOUS YEAR (2,971 PATIENTS).
- AN ESTIMATED 45% OF THE U.S. POPULATION VISITED A DENTIST IN 2022, AN UPTICK FROM 2021.
- WHILE 51% OF SENIORS AND 52% CHILDREN VISITED A DENTIST IN 2022, ONLY 40% OF ADULTS AGES 19-64 SAW A DENTIST.

(DATA FROM COUNTY HEALTH RANKING, BRFSS)

(REFERENCE SURVEY QUESTIONS # 14, 45)

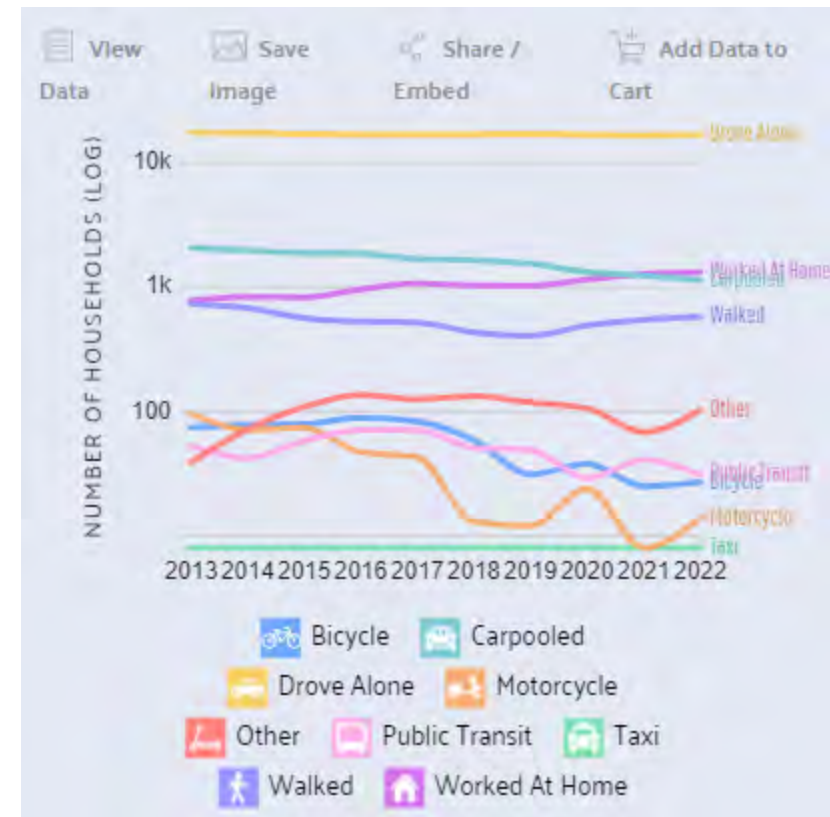


Lack of Transportation

Commuter Transportation

- Most Common Commute in 2022
- Drove Alone (83.9%)
- Worked At Home (6.62%)
- Carooled (5.68%)
- The following chart shows the number of households using each mode of transportation over time, using a logarithmic scale on the y-axis to help better show variations in the smaller means of commuting.

(Data from the Census Bureau ACS 5-year)



Lack of Transportation continued

Using averages, employees in Macoupin County, IL have a longer commute time (27.8 minutes) than the normal US worker (26.7 minutes). Additionally, 1.84% of the workforce in Macoupin County, IL have "super commutes" in excess of 90 minutes. It was found that the largest share of households have 2 cars. (County Health Ranking)

MCPHD has its own transit program. MCO's being majority of payers. There are also private transportation services, like taxi companies and Some Gave All transit, a veteran owned company that serves anyone.

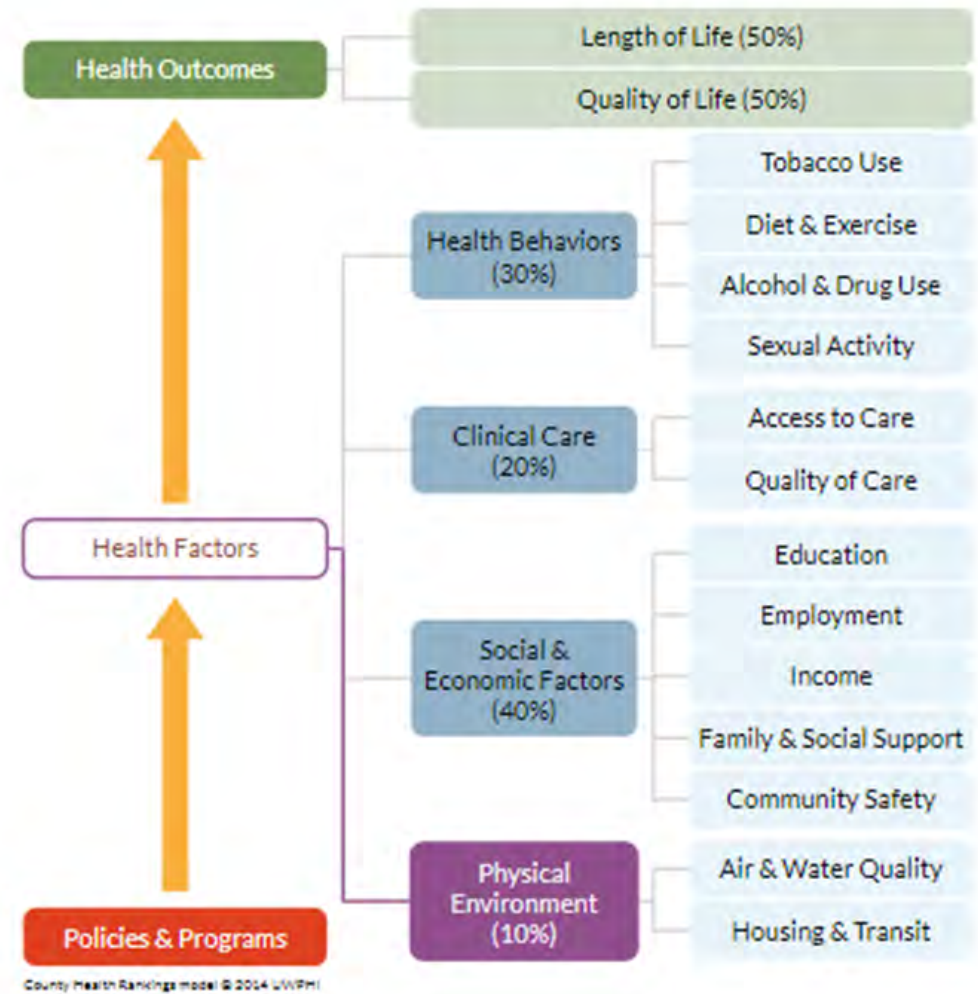
Mental Health

According to the County Health Ranking, 5.2 days of the previous 30 were reported as unhealthy mental health days. IL stats are 4.2 days, nationally 4.8 so Macoupin Co is slightly above these levels. (County Health Ranking, 2021 data)

This is comparable to Frequent Mental Distress which is adults reporting 14 or more days of poor mental health per month, this paints a different picture emphasizing those who are experiencing more chronic, and likely severe, mental health issues. (CHR, 2021)

This information is self-reported based on perceived Quality of Life.

Reference Survey Question #8, #9, #14, & #26



Mental Health continued

*Unhealthy days can be related to many topics that affect length of Life and Quality of Life. These topics can be related to Health Behaviors, Clinical Care, Social & Economic Factors and Physical Environment. For example: food insecurity, substance use, teen pregnancies, uninsured, poor preventable screenings, limited education, unemployment, poverty, childcare cost and housing security.

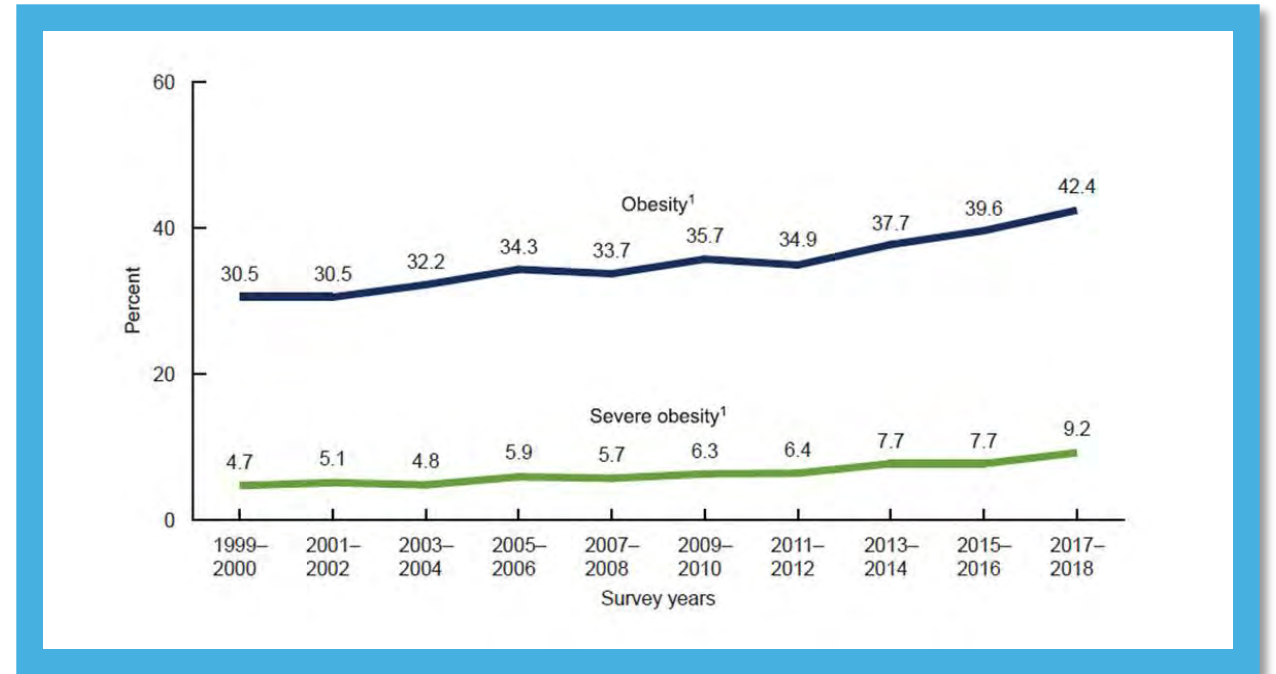
*Reliability for the healthy days measures in the Behavioral Risk Factor Surveillance System (BRFSS) is high.¹ Additionally, a study examining the validity of healthy days as a summary measure for county health status found that counties with more unhealthy days were likely to have higher unemployment, poverty, percentage of adults who did not complete high school, mortality rates, and prevalence of disability than counties with fewer unhealthy days.² Self-reported health outcomes differ by race and ethnicity, in part, because cultural differences in reporting patterns may exist due to different definitions.³ It is important to be aware of these differences when comparing across population groups. (County Health Ranking)

Statistically, there was one mental health provider per 1,300 people registered in Macoupin County, Illinois based on 2023 data. (County Health Ranking).

Reference Survey Question #29, #32 & #51

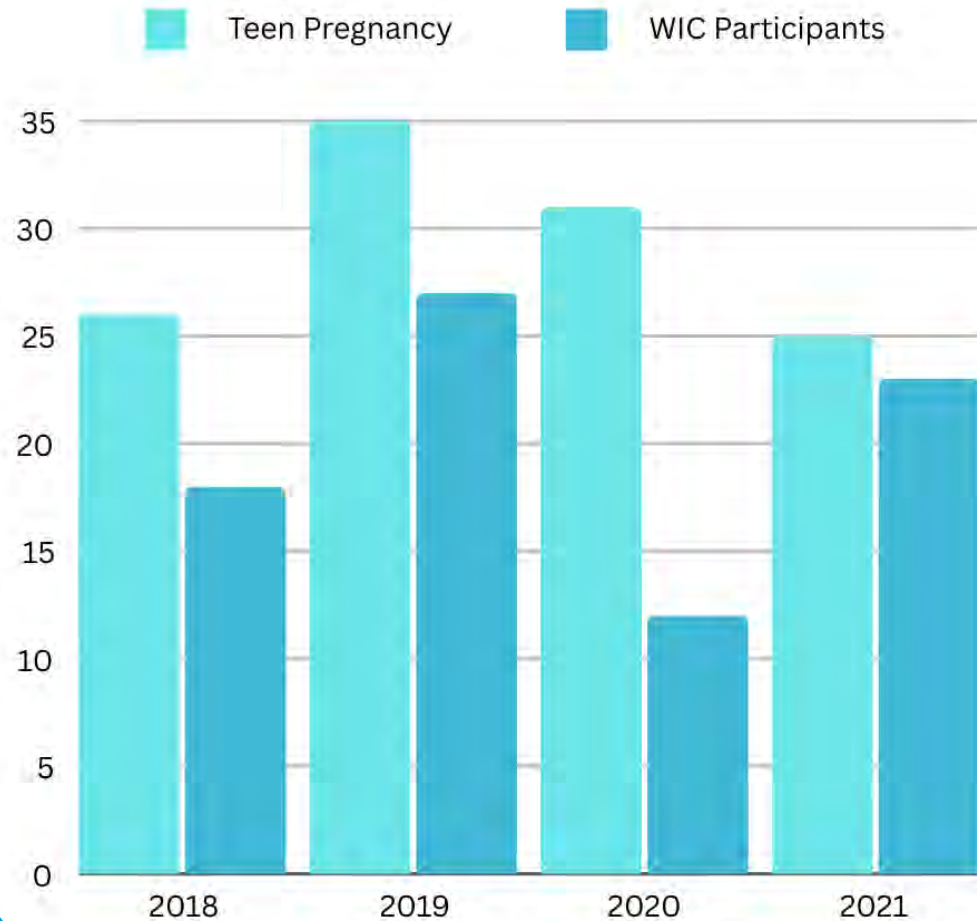
Obesity

- From the years 2015-2019 (ILBRFSS), **40.4%** of Macoupin residents were considered clinically obese, while **77.3%** of the population were considered clinically obese or overweight.
- Obesity is a major risk factor for the development of other conditions. It is linked to rises in **cholesterol, blood pressure, and the prevalence of diabetes** (IDPH, n.d.).



Graph from the National Institute of Health outlining age-adjusted obesity and severe obesity in U.S. adults over the age of 20 (NIH, 2021).

Teen Pregnancy



According to the iQuery data collected from 2018-2021 regarding Macoupin County teen pregnancy:

- 117 pregnancies
- 80-96 WIC participants

The CDC states, "The US teen birth rate (births per 1,000 females aged 15-19 years) has declined 78% from 1991 to 2021".

Tobacco Use/Smoking

Cigarette Smoking

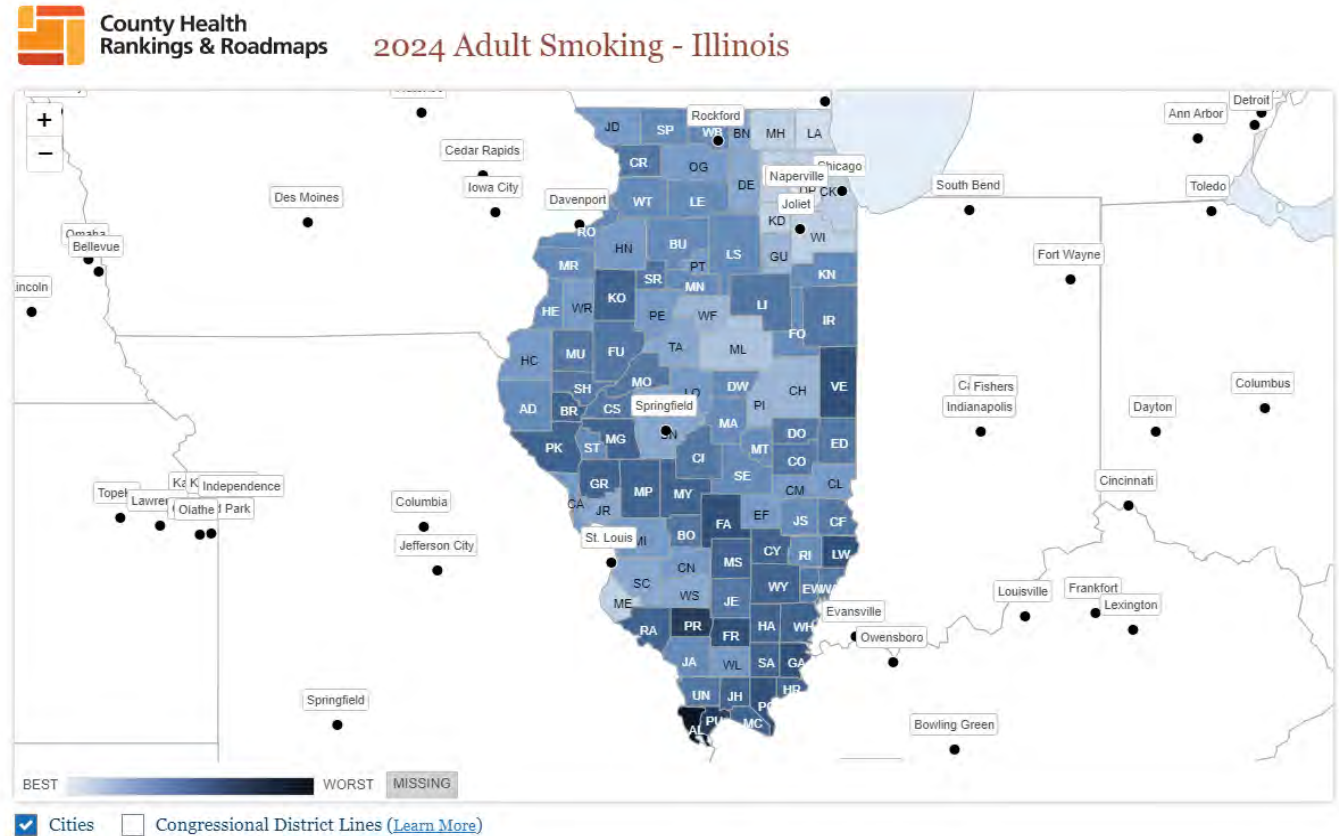
County Health Rankings states, "Adult Smoking is the percentage of the adult population in a county who both report that they currently smoke every day or some days and have smoked at least 100 cigarettes in their lifetime".

- In 2024, 20% Macoupin County residents are cigarette smokers.
- Macoupin County is 7% higher than the Illinois average and 5% higher than the national average.

E-Cigarette Smoking

Since 2014, e-cigarettes have been the most commonly used tobacco product among U.S. middle and high school students (CDC).

- Between 2016-2018 there was a 45% increase in high school and 15% increase in middle school e-cigarette use (IDPH).



10 minute break



Q&A



DATA REVIEW

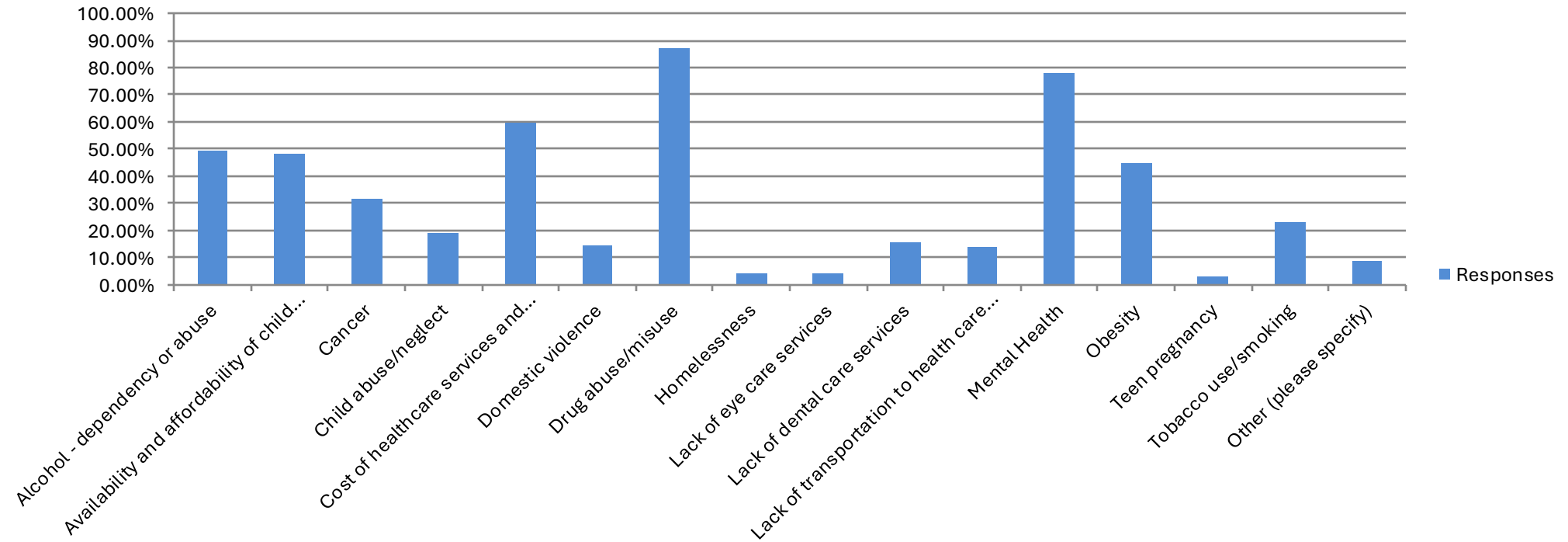


BATHROOM



CLEAN UP

In your opinion, what are the five (5) most pressing health issues in your community?





Rank Macoupin County's Top 3 Health Problems

-
- **Risk factor:** A scientifically established factor (determinant) that relates directly to the level of a health problem. A health problem may have any number of risk factors identified.

For example, Obesity is a risk factor for Diabetes. This is true because obesity directly relates to the health problem of Diabetes.

- **Direct contributing factor:** A scientifically established factor that directly affects the level of a risk factor.

For example, Poor diet is a direct contributing factor because it affects obesity.

- **Indirect contributing factor:** A community-specific factor that directly affects the level of the direct contributing factors. These factors can vary from community to community.

For example, Lack of grocery stores that carry fresh vegetables and fruits are indirect contributing factors because they affect poor diet.

Maple Street Clinic
109 E. Maple, Gillespie, IL 62033
217-839-1526 ~ Medical/Behavioral
217-839-1538 ~ FAX
217-839-4110 ~ Dental



Morgan Street Clinic
1115 Morgan St., Carlinville, IL 62626
Medical/Behavioral ~ 217-854-3692
FAX ~ 217-930-2293
Dental ~ 217-854-6823

Administrative Office ~ 205 Oakland Ave ~ Carlinville, IL ~ 217-854-3223 (p) ~ 217-854-3225 (fax)
St. Francis Way Clinic ~ 805 St. Francis Way ~ Litchfield, IL 62056 ~ 217-250-2380 (p) ~ 217-250-2385 (fax)
Columbian Blvd. Dental Clinic ~ 125 W. Columbian Blvd. South ~ Litchfield, IL 62056 ~ 217-250-2360 (p) ~ 217-250-2365 (fax)

October 16, 2024

JoAnne Bardwell, IPLAN Administrator
Division of Health Policy, Illinois Department of Public Health
525 West Jefferson Street
Springfield, IL 62761

Dear Ms. Bardwell,

Please accept this letter as an official attestation that the Macoupin County Public Health Department Board of Health reviewed the Organizational Capacity Self-assessment completed by the Macoupin County Public Health Department, as required for the Illinois Project for Local Assessment of Needs (IPLAN). This review was performed on October 16, 2024, during the Board of Health's scheduled meeting.

For any questions regarding the IPLAN process, please contact Christy Blank, Public Health Administrator of the Macoupin County Public Health Department.

Respectfully,



Dr. Michael Levora, President
Macoupin County Public Health Department Board of Health

Maple Street Clinic
109 E. Maple, Gillespie, IL 62033
217-839-1526 ~ Medical/Behavioral
217-839-1538 ~ FAX
217-839-4110 ~ Dental



Morgan Street Clinic
1115 Morgan St., Carlinville, IL 62626
Medical/Behavioral ~ 217-854-3692
FAX ~ 217-930-2293
Dental ~ 217-854-6823

Administrative Office ~ 205 Oakland Ave ~ Carlinville, IL ~ 217-854-3223 (p) ~ 217-854-3225 (fax)
St. Francis Way Clinic ~ 805 St. Francis Way ~ Litchfield, IL 62056 ~ 217-250-2380 (p) ~ 217-250-2385 (fax)
Columbian Blvd. Dental Clinic ~ 125 W. Columbian Blvd. South ~ Litchfield, IL 62056 ~ 217-250-2360 (p) ~ 217-250-2365 (fax)

November 20, 2024


JoAnne Bardwell, IPLAN Administrator
Division of Health Policy, Illinois Department of Public Health
525 West Jefferson Street
Springfield, IL 62761

Dear Ms. Bardwell,

Please accept this letter as an official attestation that the Macoupin County Public Health Department Board of Health approved and adopted the Community Health Plan completed by Macoupin County Public Health Department, as required for the Illinois Project for Local Assessment of Needs (IPLAN). This adoption of the Community Health Plan occurred on November 20, 2024, during the Board of Health's scheduled meeting.

For any questions regarding the IPLAN process, please contact Christy Blank, Public Health Administrator of the Macoupin County Public Health Department.

Respectfully,



Dr. Michael Levora, President
Macoupin County Public Health Department Board of Health

References

- American Academy of Pediatrics. (2020). *Screening for ACEs in pediatrics: The importance of a team-based approach*. *Pediatrics*, 146. <https://doi.org/10.1542/peds.146.1MA1.46>
- American Psychological Association. (2020). *Stress in America 2020: A national mental health crisis*. <https://www.apa.org/news/press/releases/stress/2020/sia-mental-health-crisis.pdf>
- Centers for Disease Control and Prevention. (2024a, October 8). *About adverse childhood experiences*. U.S. Department of Health and Human Services. <https://www.cdc.gov/aces/about/index.html>
- Centers for Disease Control and Prevention. (2024b, May 16). *About child abuse and neglect*. U.S. Department of Health and Human Services. <https://www.cdc.gov/child-abuse-neglect/about/index.html>
- Centers for Disease Control and Prevention. (2024c, May 16). *About child sexual abuse*. U.S. Department of Health and Human Services. <https://www.cdc.gov/child-abuse-neglect/about/about-child-sexual-abuse.html>
- C. C. medical. (2024). *Child abuse: Definition, signs, child neglect, emotional abuse*. Cleveland Clinic. <https://my.clevelandclinic.org/health/articles/4018-child-abuse>
- Coughlin, S. S., Clary, C., Johnson, J. A., Berman, A., Heboyan, V., Benevides, T., Moore, J., & George, V. (2019). Continuing Challenges in Rural Health in the United States. *Journal of environment and health sciences*, 5(2), 90–92.
- County Health Rankings & Roadmaps. (2024). *Macoupin County, Illinois*. <https://www.countyhealthrankings.org/health-data/illinois/macoupin?year=2024>
- Illinois Department of Children and Family Services. (n.d.a). *ESS intake events*. <https://dcfs.illinois.gov/content/dam/soi/en/web/dcms/documents/about-us/reports-and-statistics/documents/ess-intake-events.pdf>
- Illinois Department of Children and Family Services. (n.d.b). *ESS protective services*. <https://dcfs.illinois.gov/content/dam/soi/en/web/dcms/documents/about-us/reports-and-statistics/documents/ess-protective-services.pdf>
- Illinois Department of Public Health. (n.d.). *Behavioral Risk Factor Surveillance System (BRFSS)*. <https://idph.illinois.gov/brfss/>
- Illinois Department of Public Health. (2023). *Semiannual overdose report*. <https://dph.illinois.gov/topics-services/opioids/idph-data-dashboard/semiannual-opioid-reports/opioid-report-october-2023.html>

- National Alliance on Mental Illness. (n.d.). *Substance use disorders*.
<https://www.nami.org/About-Mental-Illness/Common-with-Mental-Illness/Substance-Use-Disorders/>
- National Children's Alliance. (n.d.). *National statistics on child abuse*. National Children's Alliance. Retrieved November 12, 2024, [from https://www.nationalchildrensalliance.org/media-room/national-statistics-on-child-abuse/#grooming](https://www.nationalchildrensalliance.org/media-room/national-statistics-on-child-abuse/#grooming)
- National Center for Health Statistics. (2021). *Mental health treatment among adults: United States, 2020 (Data Brief No. 419)*. Centers for Disease Control and Prevention. <https://www.cdc.gov/nchs/products/databriefs/db419.htm#:~:text=In%202020%2C%2020.3%25%20of%20adults%20had%20received%20any,men%20to%20have%20received%20any%20mental%20health%20treatment.>
- National Center for Health Statistics. (n.d.). *Mental health*. Centers for Disease Control and Prevention. <https://www.cdc.gov/nchs/fastats/mental-health.htm>
- National Institute on Drug Abuse. (n.d.). *Mental health*. National Institutes of Health. <https://nida.nih.gov/research-topics/mental-health>
- National Institute of Mental Health. (n.d.). *Substance use and co-occurring mental disorders*. <https://www.nimh.nih.gov/health/topics/substance-use-and-mental-health>
- National Rural Health Association. (n.d.). *About rural health care*. <https://www.ruralhealth.us/about-us/about-rural-health-care>
- Office of Disease Prevention and Health Promotion. (n.d.). *Healthy People 2030 objectives*. U.S. Department of Health and Human Services. https://odphp.health.gov/healthypeople/search?query=all%20objectives&f%5B0%5D=content_type%3Ahealthy_people_objective
- Substance Abuse and Mental Health Services Administration. (n.d.). *Mental health and substance use: Co-occurring disorders*. U.S. Department of Health and Human Services. <https://www.samhsa.gov/mental-health/mental-health-substance-use-co-occurring-disorders>
- Sussex Publishers. (n.d.). *Breaking the cycle of abuse*. Psychology Today. <https://www.psychologytoday.com/us/blog/the-compassion-chronicles/202006/breaking-the-cycle-of-abuse?msocid=0b5fe5fd551461c5289af0e4547b60a71>
- U.S. Census Bureau. (n.d.). *U.S. Department of Commerce*. <https://www.census.gov>.